

	Month (%)	Quarter (%)	1 Year (%)	Since Inception^ (% p.a.)
eInvest Core Income Fund (ECOR)	0.16	0.63	3.10	2.15
Daintree Core Income Trust	0.15	0.62	2.99	2.94
RBA Cash Rate	0.01	0.03	0.14	0.27
Excess Return	0.15	0.60	2.96	1.87

^ Inception date for ECOR was 22 November 2019 and inception date for the underlying Daintree Core Income Trust was 1 July 2017. Performance shown above are net of fees. To give a long-term view of the fund performance in the asset class, we have shown the returns of the Daintree Core Income Trust. The Trust has identical investments. Fund returns are calculated using net asset value per unit of the underlying fund at the start and end of the specified period and do not reflect the brokerage or the bid/ask spread that investors incur when buying and selling units on the exchange. Past performance is not a reliable indicator of future performance.

eInvest Core Income Fund

ECOR is an absolute return, cash plus, investment grade bond strategy. ECOR is not constrained by any traditional fixed income index, which provides us the flexibility to seek out the best risk adjusted returns available across regions, sectors and securities.

Fund Objective

The aim of ECOR is to provide a steady stream of income and capital stability over the medium term by investing in a diversified portfolio of fixed income securities and cash. ECOR seeks to produce a return (net of fees) that exceeds the RBA Cash Rate by 1.50-2.00% p.a. within a cycle.

Monthly Highlights

- Lower bond yields assisted performance for the month, but wider credit spreads detracted
- Overlay strategies were slightly negative for the month, with positive contributions from rates strategies being slightly more than offset by credit-oriented quantitative strategies

Key Statistics

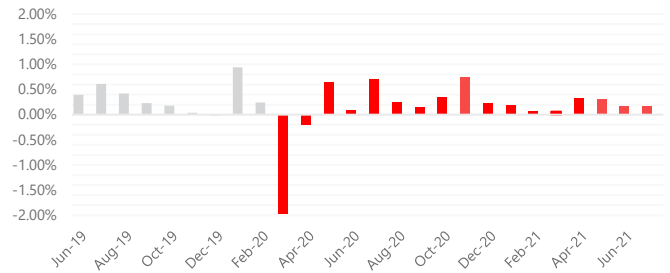
Modified Duration (years) 0.74 **Portfolio Yield (%)** 1.51

Portfolio ESG Score (MSCI) A **Average Credit Quality** A

Investment Manager

Daintree Capital, the investment manager of ECOR, is a boutique investment manager specialising in the construction of absolute return, income generating portfolios. The firm was nominated as a Finalist for the Money Management Fund Manager of the Year Award in the Emerging Manager category for 2019, and ECOR has a 'Recommended+' rating from Independent Investment Research (IIR). Daintree Capital is also a signatory to the United Nations Principles for Responsible Investment.

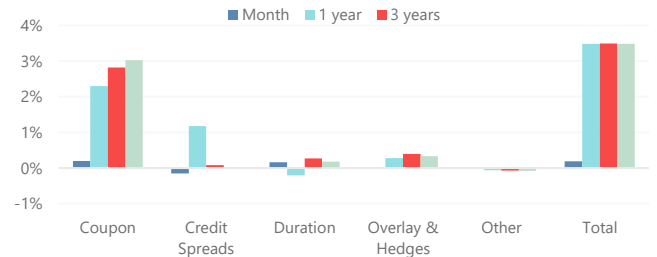
Monthly Performance



Source: Daintree Capital. As at 31 July 2021.

The above figures show the monthly performance of the Daintree Core Income Trust from January to October 2019. The eInvest Core Income Fund holds the same investments. After October 2019 the performance of ECOR is shown.

Performance Contributions



Source: Daintree Capital. As at 31 July 2021.

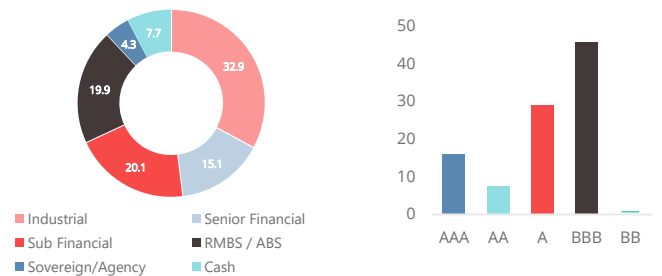
Month, 1 year and inception performance figures reflect the performance of the Daintree Core Income Fund

Fund Facts

Management Cost
0.45% (incl of GST & RITC)

Inception Date
22 November 2020

Rating and Sector Exposure





Fund Review

The Core Income Fund returned 0.16% for the month bringing the rolling twelve-month performance to 3.10% net of fees. Performance was assisted by a move lower in government bond yields, but that was largely offset by a widening in credit spreads. Australian market credit spreads were somewhat mixed during the month with financials tightening 1-2 basis points while corporates widened 1-2 basis points. Shorter dated credits outperformed longer dated securities causing curves to steepen. This was largely reflected in our portfolio as well, as corporate exposures largely detracted from performance while financial and RMBS exposures were largely neutral overall. The fund continues to have a modest interest rate duration positioning at 0.74 years.

There were several new primary deals during the month. In the RMBS/ABS space we participated in the Triton 2021-2, Bluestone 2021-1 and Metro 2021-1 transactions. Volume of issuance in the structured space has been very heavy year-to-date and on pace to surpass 2020 issuance levels. July saw the heaviest monthly volume of issuance in the space since the GFC. In the corporate space, we participated in the Dexus Wholesale Property Fund and CNH Industrial Capital transactions. Corporate supply has been relatively modest of late.

The overlay was a net detractor for the month, however the Fund responded to changing market conditions by closing some positions that were no longer suitable for the prevailing environment.

Outlook

The post-FOMC bond market rally continued through July, with real yields in the US reaching record lows. We continue to interpret this as the market casting doubt on the US Federal Reserve's willingness to let the US economy accelerate. Interestingly though, the "search for yield" in credit that we typically expect to accompany a move lower in

real yields is not playing out. Credit spreads widened somewhat in July, even as growth stocks led equity markets higher. Credit markets are therefore moving more in line with the lower growth backdrop priced by interest rate markets, than with the relative optimism of equity markets. If growth surprises to the downside in the coming quarters, such equity outperformance makes a period of underperformance across the risk asset complex more likely.

In Australia, growth may well surprise to the downside in the coming quarters. Notwithstanding the impact of the delta variant lockdowns, businesses have for some time lacked confidence in the resilience and longevity of the demand pulse. As RBA Governor Philip Lowe noted in a speech on July 8: "...most firms retain their strong focus on cost control, with many preferring to wait things out until the borders open, and ration output in the meantime." This lack of confidence will take some time to shift, particularly if delta sees prolonged lockdowns continue locally while also increasing economic uncertainty globally.

Lockdowns of varying duration will continue to sap near-term Australian growth prospects until the projected vaccination of around 70% of the population in Q4. In New Zealand, it is fortunate that the delta variant has not emerged to cause lockdowns. This has allowed hawkishness on the part of the RBNZ, given house prices continue to rise in defiance of macroprudential measures introduced earlier in the year. This means, however, that there is significant downside for bond yields in New Zealand (not to mention downside for the New Zealand dollar) should the delta variant take hold there.

Both Australia and New Zealand also remain heavily exposed to the deceleration of credit growth in China. China's post-coronavirus economic performance has been due more to US fiscal stimulus than Chinese domestic demand, so the main question for the coming months will be the size of the coming negative US fiscal impulse. With both the Chinese and the local Australian and New Zealand economies in the cross hairs, we continue to watch developments in the US closely.

Issued by: The Investment Manager, Daintree Capital Management Pty Ltd, ABN 45 610 989 912, AFSL: 487489. Responsible Entity: Perennial Investment Management Limited ABN 13 108 747 637, AFSL: 275101. This promotional statement is provided for information purposes only. Accordingly, reliance should not be placed on this promotional statement as the basis for making an investment, financial or other decision. This promotional statement does not take into account your investment objectives, particular needs or financial situation. While every effort has been made to ensure the information in this promotional statement is accurate; its accuracy, reliability or completeness is not guaranteed. Past performance is not a reliable indicator of future performance. Gross performance does not include any applicable management fees or expenses. Net performance is based on redemption price for the period and assumes that all distributions are reinvested. Fees indicated reflect the maximum applicable. Contractual arrangements, including any applicable management fee, may be negotiated with certain large investors. Investments in the Trust must be accompanied by an application form. The current relevant product disclosure statement, additional information booklet and application form can be found on Daintree's website www.daintreecapital.com.au.

The Zenith Investment Partners (ABN 27 103 132 672, AFS Licence 226872) ("Zenith") rating (assigned May 2020) referred to in this document is limited to "General Advice" (s766B Corporations Act 2001) for Wholesale clients only. This advice has been prepared without taking into account the objectives, financial situation or needs of any individual and is subject to change at any time without prior notice. It is not a specific recommendation to purchase, sell or hold the relevant product(s). Investors should seek independent financial advice before making an investment decision and should consider the appropriateness of this advice in light of their own objectives, financial situation and needs. Investors should obtain a copy of, and consider the PDS or offer document before making any decision and refer to the full Zenith Product Assessment available on the Zenith website. Past performance is not an indication of future performance. Zenith usually charges the product issuer, fund manager or related party to conduct Product Assessments. Full details regarding Zenith's methodology, ratings definitions and regulatory compliance are available on our Product Assessments and at <http://www.zenithpartners.com.au/RegulatoryGuidelines>