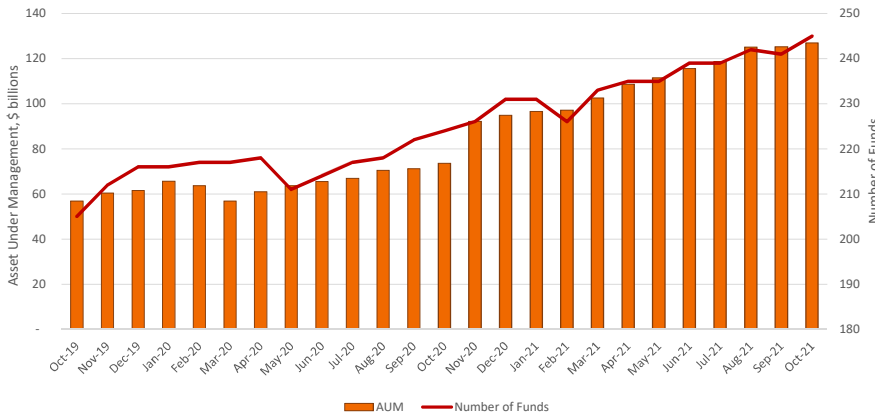




Asset Under Management & Number of Funds Quoted



Market Summary

Chi-X Market Share
33%

Asset Under Management
\$126,947,477,957
(+1.3% since Sep-2021)

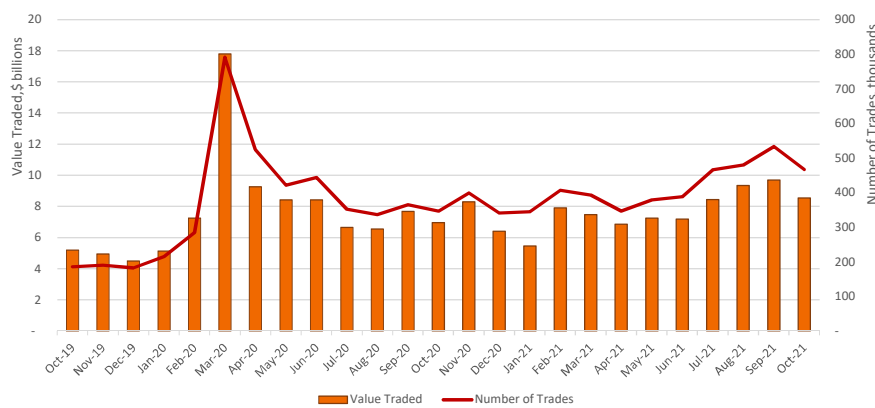
Number of Funds
245
(+1.7% since Sep-2021)

Avg. # of Transactions / Day
22,216
(-12.5% since Sep-2021)

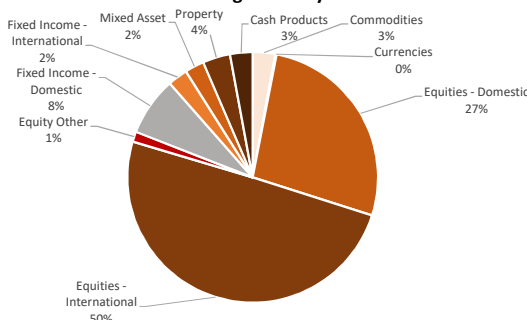
Avg. Daily Value
\$406,454,521
(-11.8% since Sep-2021)

Trading Days
21

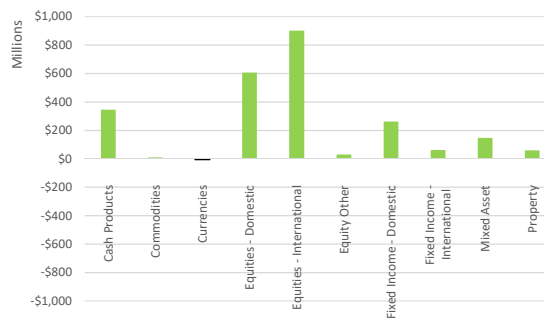
Value Traded & Number of Trades



Asset Under Management by Asset Class



Monthly Funds Flow by Asset Class



Asset Classes	# of Funds	AUM	Avg. Daily Transactions	Avg. Daily Value
Cash Products	3	\$3,535,651,669	166	\$35,918,907
Commodities	8	\$3,541,767,085	683	\$13,663,718
Currencies	5	\$184,670,002	45	\$1,826,719
Equities - Domestic	54	\$32,755,612,337	5,971	\$124,085,584
Equities - International	115	\$65,457,718,965	11,491	\$156,811,794
Equity Other	3	\$1,577,749,016	216	\$3,561,996
Fixed Income - Domestic	25	\$9,411,398,070	1,312	\$38,989,431
Fixed Income - International	16	\$3,115,463,737	404	\$9,601,864
Mixed Asset	10	\$3,042,240,186	1,137	\$11,338,930
Property	6	\$4,325,206,889	747	\$10,348,854

Issuer Summary

Issuer	# of Funds	AUM	AUM Change	Funds Flow	Value Traded	Trades
AllianceBernstein	1	\$1,559,475,688	-\$35,532,043	\$3,582,588	\$0	0
Antipodes / Pinnacle	1	\$28,354,588	\$505,717	\$792,326	\$1,097,728	29
BetaShares	59	\$20,759,784,082	\$803,494,113	\$780,085,638	\$2,862,930,129	134,939
Coolabah	1	\$131,340,381	\$10,036,134	\$11,529,730	\$0	0
Einvest	4	\$82,298,856	\$2,298,439	\$3,025,002	\$4,732,169	836
Elstree	1	\$16,019,739	\$525,980	\$465,575	\$518,434	13
ETFs	19	\$4,198,778,441	\$128,243,117	\$157,643,395	\$331,849,882	23,749
Fidante	2	\$878,702,112	\$22,788,891	\$29,083,241	\$43,292,550	2,265
Fidelity	1	\$217,105,793	-\$6,875,933	-\$1,444,136	\$14,278,622	754
Hyperion / Pinnacle	1	\$2,158,209,290	\$152,982,557	\$86,437,422	\$0	0
Investors Mutual Limited	1	\$10,516,330	\$10,516,330	\$10,516,330	\$0	0
InvestSmart	3	\$219,058,629	\$4,123,464	\$3,764,937	\$5,732,927	615
iShares	36	\$23,475,944,358	\$123,058,422	\$455,980,795	\$1,664,070,873	77,469
Janus Henderson	2	\$89,113,995	\$11,469,785	\$11,743,132	\$9,589,596	172
K2	2	\$26,498,046	\$1,477,991	\$1,343,113	\$1,197,657	108
Legg Mason	4	\$382,046,367	-\$3,003,515	\$6,135,826	\$26,173,456	1,180
Loftus Peak	1	\$217,361,515	\$369,142	-\$2,439,821	\$3,111,170	182
Magellan	10	\$16,655,640,284	-\$164,460,351	-\$160,334,866	\$119,164,922	6,079
Monash	1	\$30,169,827	\$169,475	\$28,628	\$0	0
Montaka	1	\$46,002,447	\$2,487,226	\$19,869	\$98,091	37
Montgomery	1	\$86,893,061	\$1,429,148	-\$1,362,387	\$1,765,151	86
MorningStar	1	\$143,441,986	-\$13,613,915	-\$13,956,458	\$24,265,938	638
Munro	1	\$172,136,368	\$16,465,344	\$16,758,510	\$19,411,109	564
One Managed Investment Funds Li	1	\$1,230,500	\$1,230,500	\$1,230,500	\$0	0
Platinum	2	\$476,121,590	-\$31,494,872	-\$7,244,287	\$19,168,693	730
Russell Investments	5	\$961,280,683	-\$6,649,457	\$4,691,830	\$34,371,283	1,658
Schroder	2	\$117,227,258	-\$2,205,177	-\$1,224,387	\$7,579,950	202
SelfWealth	1	\$109,927,094	\$654,379	-\$623,009	\$84,850	32
StateStreet	17	\$8,198,797,098	\$11,880,018	\$20,875,202	\$360,769,777	22,287
Switzer	3	\$421,633,129	\$4,388,867	\$10,394,287	\$16,536,852	860
The Perth Mint	1	\$564,455,842	\$600,310	\$7,167,679	\$25,314,557	1,572
VanEck	29	\$9,016,298,008	\$254,748,054	\$226,195,927	\$520,695,547	27,642
Vanguard	30	\$35,495,614,569	\$322,852,749	\$762,079,854	\$2,196,981,680	143,452

New Funds Issued

Fund Name	Code	AUM	Inflow / Outflow	Listing Date	Listing Venue
Cosmos Global Digital Miners Access ETF	DIGA	\$1,230,500	\$1,230,500	28/10/2021	CXA
ETFs Fintech & Blockchain ETF	FTEC	\$6,102,000	\$6,102,000	14/10/2021	CXA
ETFs Hydrogen ETF	HGEN	\$55,616,900	\$55,616,900	7/10/2021	ASX
Loomis Sayles Global Equity Fund (Quoted)	LSGE	\$10,516,330	\$10,516,330	1/10/2021	ASX
Janus Henderson Global Sustainable Activ	FUTR	\$1,028,650	\$738,382	22/09/2021	ASX
Magellan High Conviction Trust	MHHT	\$885,619,688	-\$21,257,056	31/08/2021	ASX
ETFs Semiconductor ETF	SEMI	\$49,674,000	\$13,636,000	31/08/2021	ASX
VanEck Benthams GI Cap Se Active ETF (Man	GCAP	\$20,000,430	\$4,000,270	5/08/2021	ASX
Coolabah Active Composite Bond Fund (Hed	FIXD	\$131,340,381	\$11,529,730	21/06/2021	CXA
Monash Absolute Active Trust (Hedge Fund	MAAT	\$30,169,827	\$28,628	10/06/2021	ASX
iShares Core MSCI Australia ESG Leaders	IESG	\$61,897,232	\$12,700,206	4/06/2021	ASX
Magellan FuturePay	FPAY	\$20,030,136	\$629,733	2/06/2021	CXA
BetaShares Australian Major Bank Hybrids	BHYB	\$64,843,893	\$11,147,062	23/04/2021	ASX
AllianceBernstein Managed Volatility Equ	AMVE	\$1,559,475,688	\$3,582,588	6/04/2021	CXA
Elstree Hybrid fund (Managed Fund)	EHF1	\$16,019,739	\$465,575	31/03/2021	CXA
Hyperion Global Growth Companies Fund (M	HYGG	\$2,158,209,290	\$86,437,422	22/03/2021	ASX
BetaShares Climate Change Innovation ETF	ERTH	\$164,211,841	\$13,077,000	11/03/2021	ASX
VanEck Vectors Global Clean Energy ETF	CLNE	\$100,352,241	\$6,690,000	10/03/2021	ASX
VanEck Vectors MSCI International Small	QSML	\$25,564,999	\$65,984	10/03/2021	ASX
VanEck Vectors MSCI International Value	VLUE	\$68,610,273	\$2,144,000	10/03/2021	ASX

Contact

Address

Phone

Online

CHI-X AUSTRALIA PTY LTD
Level 23, Governor Phillip Tower
1 Farrer Place, Sydney
NSW 2000 Australia

Phone: +61 2 8078 1700

Email: au.info@chi-x.com
Website: www.chi-x.com.au

About Chi-X Australia

Chi-X is the securities and derivatives exchange transforming the Australian investment market through a focus on customers and innovation. Chi-X delivers easy, cost-effective access to local and global investment opportunities.

©2021, Chi-X Australia Pty Ltd ("Chi-X") ABN 47 129 584 667. All rights reserved. Chi-X is a Chi-X Group trade mark. Chi-X holds an Australian Market Licence and operates a financial market in Australia. This document is not intended to be financial product advice and is provided for informational purposes only. Under no circumstances is it to be used as a basis for, or considered as an offer to, engage in any activity or purchase or sell any security, or as a solicitation or recommendation of the purchase, sale, or offer to purchase or sell any security. To the extent permitted by law Chi-X makes no representations or warranties and excludes all liability in relation to the information contained in this document.

Australian Funds Report



Trading days: 21

																	Month ending: Sunday, 31 Oct 2021			
Ticker	Fund's Name	MER (% p.a)	AUM (\$m)	AUM (\$m) Change	Funds Inflow / Outflow (\$m)	Value Traded (\$)	Transacted Volume	Number of Trades	Monthly Liquidity %	% Spread *	Bid Depth (A\$'000s) **	Ask Depth (A\$'000s) **	Last	Year High	Year Low	1 Month Total Return	1 Year Total Return	3 Year Total Return (ann.)	5 Year Total Return (ann.)	
Equity - Domestic																				
AZ00	BetaShares Australia 200 ETF	0.07	1803.97	69.18	87.50	\$173,592,174	1,401,357	10,031	9.62%	0.04%	\$258.00	\$420.98	123.63	129.16	98.88	0.30%	28.35%	11.62%	0.00%	
AATEC	BetaShares S&P/ASX Australian Technology ETF	0.48	218.00	4.80	-0.18	\$8,710,378	361,062	1,300	4.00%	0.18%	\$207.89	\$190.77	24.57	25.27	19.75	2.33%	23.18%	0.00%	0.00%	
AUMF	Shares Edge MSCI Australia Multifactor ETF	0.30	43.65	-0.12	0.01	\$3,388,443	106,745	94	7.76%	0.50%	\$55.77	\$60.95	31.89	33.57	27.44	-0.31%	18.96%	9.53%	8.90%	
AUST	BetaShares Managed Risk Australian Share Fund (Managed Fund)	0.49	21.77	0.11	-0.16	\$1,044,609	59,296	68	4.80%	0.31%	\$112.32	\$75.40	17.63	18.11	15.25	1.26%	18.07%	7.14%	6.33%	
BB0Z	BetaShares Australian Strong Bear (Hedge Fund)	1.35	287.03	11.86	9.75	\$356,993,882	80,616,601	8,027	124.38%	0.25%	\$952.60	\$953.95	4.45	8.33	4.12	0.68%	-46.26%	34.03%	-27.74%	
BEAR	BetaShares Australian Equities Bear (Hedge Fund)	1.48	57.03	-2.20	-1.81	\$10,896,826	1,199,151	790	19.11%	0.19%	\$336.75	\$260.38	9.06	11.92	8.85	-0.66%	-23.67%	-14.05%	-11.30%	
BDVDY	VanEck Vectors Morningstar Australian Moat Income ETF	0.35	72.04	3.23	6.77	\$10,954,795	478,753	264	15.21%	0.14%	\$168.59	\$169.99	22.50	25.11	19.32	-3.84%	21.06%	0.00%	0.00%	
EZ00	SPDR S&P/ASX 200 ESG Fund	0.13	35.77	0.14	0.05	\$1,547,702	63,771	196	4.33%	0.22%	\$179.89	\$180.64	24.19	25.60	20.40	0.25%	23.32%	0.00%	0.00%	
EIGA	Investment Generator Fund (Managed Fund)	0.80	29.96	0.30	0.35	\$678,111	177,610	81	2.26%	0.00%	\$0.00	\$0.00	3.79	5.05	3.11	0.07%	27.65%	0.00%	0.00%	
EINC	BetaShares Legg Mason Equity Income Fund (Managed Fund)	0.85	29.45	-0.64	0.31	\$1,251,905	143,343	71	4.25%	0.00%	\$0.00	\$0.00	8.59	8.97	7.15	-1.67%	24.88%	7.79%	0.00%	
EX20	BetaShares Australian Ex-20 Portfolio Diversifier ETF	0.25	241.38	-18.80	-18.80	\$28,268,383	1,349,918	542	11.71%	0.15%	\$114.31	\$140.44	20.89	21.52	16.92	0.00%	25.68%	11.19%	10.86%	
FAIR	BetaShares Australian Sustainability Leaders ETF	0.49	1230.33	23.09	20.07	\$74,005,575	3,690,880	3,861	6.02%	0.12%	\$135.88	\$307.90	20.07	21.02	17.07	0.25%	20.71%	12.52%	0.00%	
GRNV	VanEck Vectors MSCI Australian Sustainable Equity ETF	0.35	87.65	3.13	2.63	\$6,261,141	218,696	542	7.14%	0.13%	\$667.36	\$1,132.45	28.62	29.83	23.63	0.60%	23.77%	12.35%	8.00%	
HVST	BetaShares Australian Dividend Harvester Fund (Managed Fund)	0.80	171.59	-1.92	-1.30	\$18,713,507	1,355,354	1,427	10.91%	0.12%	\$55.34	\$50.17	13.77	14.54	12.46	0.12%	21.22%	5.69%	0.98%	
IESG	Shares Core MSCI Australia ESG Leaders ETF	0.09	61.90	13.50	12.70	\$10,469,179	402,182	227	16.91%	0.15%	\$165.51	\$167.12	26.45	27.27	25.28	2.43%	0.00%	0.00%	0.00%	
IGF	Intelligent Investor Australian Equity Income Fund (Managed Fund)	0.97	77.13	1.77	2.68	\$3,612,850	1,098,497	277	4.68%	0.00%	\$0.00	\$0.00	3.30	3.41	2.39	-1.20%	38.86%	0.00%	0.00%	
ILC	Shares S&P/ASX 200 ETF	0.24	428.79	-1.51	5.38	\$14,744,952	519,852	900	3.44%	0.13%	\$455.13	\$1,119.71	28.27	30.30	22.38	0.59%	29.91%	11.48%	9.33%	
IMPQ	Investment Future Impact Small Caps Fund (Managed Fund)	0.99	32.80	1.97	2.48	\$3,350,637	561,292	736	10.21%	0.00%	\$0.00	\$0.00	5.94	6.27	4.59	-1.66%	31.17%	0.00%	0.00%	
INES	InvestSMART Ethical Share Fund (Managed Fund)	0.97	65.19	2.28	0.77	\$1,269,472	338,269	207	1.95%	0.00%	\$0.00	\$0.00	3.84	3.84	2.97	2.00%	30.78%	0.00%	0.00%	
INIF	InvestSMART Australian Equity Income Fund (Managed Fund)	0.97	76.73	0.07	0.32	\$850,606	275,731	131	1.11%	0.00%	\$0.00	\$0.00	3.07	3.20	2.13	-0.32%	43.13%	11.88%	0.00%	
IOZ	Shares Core S&P/ASX 200 ETF	0.09	4350.00	131.28	187.01	\$493,644,069	16,417,892	15,127	11.35%	0.06%	\$568.26	\$703.40	29.88	31.34	24.16	0.26%	27.40%	11.28%	9.82%	
ISO	Shares S&P/ASX Small Ordinaries ETF	0.55	151.04	3.02	1.71	\$12,920,526	2,287,921	397	8.55%	0.26%	\$161.03	\$141.35	5.71	5.93	4.65	0.88%	29.60%	11.92%	9.88%	
ISGM	IS2 Australian Small Cap Fund (Hedge Fund)	2.27	16.35	0.74	0.59	\$481,524	159,013	57	2.95%	0.00%	\$0.00	\$0.00	3.06	3.18	2.31	0.80%	30.77%	10.48%	5.93%	
MAAT	Monash Absolute Active Trust (Hedge Fund)	2.26	30.17	0.17	0.03	\$1,638,556	1,567,297	142	5.43%	0.00%	\$0.00	\$0.00	1.07	1.12	1.01	1.97%	0.00%	0.00%	0.00%	
MVB	VanEck Vectors Australian Bank ETF	0.28	183.55	7.10	2.54	\$18,308,624	584,653	928	9.97%	0.08%	\$454.25	\$452.55	31.80	32.33	20.75	2.58%	57.03%	11.42%	8.24%	
MVFE	VanEck Vectors S&P/ASX Mid Cap ETF	0.49	177.18	1.00	0.00	\$9,186,440	477,146	418	6.19%	0.16%	\$701.13	\$711.19	37.77	38.19	30.14	0.62%	19.88%	14.10%	5.86%	
MVOL	Shares Edge MSCI Australia Minimum Volatility ETF	0.30	29.74	0.09	0.16	\$1,475,917	47,974	59	4.96%	0.16%	\$118.35	\$305.68	30.74	31.76	26.25	-0.26%	19.88%	9.59%	7.90%	
MVR	VanEck Vectors Australian Resources ETF	0.35	131.53	-2.86	-4.10	\$6,188,250	205,582	422	4.70%	0.09%	\$439.16	\$436.56	29.46	33.00	26.13	0.92%	17.00%	8.99%	12.86%	
MVS	VanEck Vectors Small Companies Masters ETF	0.49	49.77	-7.11	-8.25	\$3,394,673	149,030	243	6.82%	0.21%	\$192.57	\$152.57	22.92	23.35	18.83	2.00%	24.55%	10.25%	8.56%	
MVW	VanEck Vectors Australian Equal Weight ETF	0.35	1695.99	16.50	13.52	\$46,976,390	1,383,653	3,443	2.77%	0.12%	\$102.66	\$154.74	33.79	34.60	27.58	0.18%	25.09%	10.51%	10.13%	
NOZ	SPDR S&P/ASX 200 Financials ex A-REITs Fund	0.40	135.28	1.63	0.12	\$4,969,974	222,232	284	3.67%	0.11%	\$107.75	\$106.96	22.40	22.81	15.30	1.13%	47.44%	9.56%	6.56%	
NOZR	SPDR S&P/ASX 200 Resource Fund	0.40	113.52	1.36	2.01	\$10,792,255	875,555	524	9.51%	0.16%	\$263.46	\$285.72	12.13	14.62	10.61	-0.57%	18.47%	9.50%	12.57%	
OFN	BetaShares S&P/ASX 200 Financials Sector ETF	0.34	55.68	0.84	0.00	\$3,894,262	309,375	354	6.99%	0.17%	\$171.83	\$194.26	12.65	12.85	8.55	1.52%	49.27%	9.76%	6.88%	
QOZ	BetaShares FTSE 4x Australia 200 ETF	0.42	372.45	0.00	0.35	\$145,138,512	1,084,245	961	4.39%	0.13%	\$242.18	\$104.18	14.95	16.00	11.80	0.88%	166.32%	10.03%	8.86%	
QRE	BetaShares S&P/ASX 200 Resources Sector ETF	0.34	86.75	-6.80	-6.12	\$13,614,897	1,940,627	906	15.69%	0.23%	\$180.25	\$185.79	6.80	8.23	5.87	-0.73%	19.57%	9.85%	13.13%	
RARI	Russell Australian Responsible Investment Fund	0.45	284.40	3.82	2.02	\$5,016,161	188,449	294	1.76%	0.14%	\$147.85	\$158.18	26.64	27.30	20.69	0.64%	31.95%	9.22%	7.89%	
RDV	Russell High Dividend Australian Shares ETF	0.34	263.52	-3.70	-2.07	\$7,677,896	258,546	378	2.91%	0.15%	\$144.45	\$436.46	29.35	30.90	23.29	-0.61%	31.04%	7.56%	6.04%	
RFH	Russell Health S&P/ASX Leaders ETF	0.45	109.93	0.65	0.08	\$4,894,850	175,376	33	0.08%	0.13%	\$420.09	\$307.88	49.33	50.96	40.66	0.00%	58.86%	10.03%	9.13%	
SFY	SPDR S&P/ASX 50	0.29	762.50	4.70	0.70	\$19,828,271	305,620	814	2.60%	0.06%	\$297.68	\$720.89	64.72	68.25	52.33	0.53%	28.08%	10.76%	9.18%	
SMML	BetaShares Australian Small Companies Select Fund (Managed Fund)	0.39	70.92	3.33	0.50	\$3,225,361	784,028	440	4.55%	0.00%	\$0.00	\$0.00	4.24	4.30	3.46	4.18%	28.42%	14.55%	0.00%	
SSO	SPDR S&P/ASX Small Ordinaries Fund	0.50	31.09	0.26	0.00	\$869,326	48,353	69	2.80%	0.18%	\$222.42	\$353.06	18.00	19.00	14.89	0.84%	28.99%	12.77%	10.49%	
SWTZ	SPDR S&P/ASX 200	0.13	4714.63	20.79	7.05	\$216,023,053	3,185,927	7,044	4.50%	0.05%	\$336.58	\$381.13	67.68	70.91	54.83	0.79%	27.48%	11.06%	9.79%	
SWTZ	Switzer Dividend Growth Fund (Managed Fund)	0.89	76.60	-1.63	-0.20	\$1,177,060	436,917	138	1.54%	0.00%	\$0.00	\$0.00	2.68	2.90	2.16	-0.80%	26.22%	8.16%	0.00%	
SYI	SPDR MSCI Australia Select High Dividend Yield Fund	0.35	257.10	8.27	9.05	\$17,115,112	600,113	6,479	6.66%	0.11%	\$294.31	\$287.88	28.29	31.55	24.50	-0.32%	22.16%	7.29%	5.91%	
VAS	Vanguard Australian Shares Index ETF	0.10	9537.46	23.73	175.56	\$564,589,311	6,021,267	61,492	5.92%	0.04%	\$420.09	\$93.72	93.72	97.85	11.52%	28.12%	10.00%	10.00%		
VETH	Vanguard Ethically Conscious Australian Shares ETF	0.17	273.49	54.78	50.62	\$61,521,437	1,029,911	1,941	22.49%	0.11%	\$61.54	\$63.10	63.10	63.10	48.15	2.50%	30.05%	0.00%	0.00%	
VHY	Vanguard Australian Shares High Yield ETF	0.25	1891.92	-22.59	41.32	\$100,372,648	1,574,586	6,959	5.31%	0.09%	\$63.13	\$69.50	50.58	50.58	48.15	-0.91%	30.28%	9.70%	7.50%	
VLC	Vanguard MSCI Australian Large Companies Index ETF	0.20	143.36	1.02	3.12	\$5,695,165	76,820	532	3.97%	0.12%	\$74.37	\$84.02	59.27	60.27	51.94	0.62%	30.27%	11.90%	9.58%	
VSO	Vanguard MSCI Australian Small Companies Index ETF	0.30	666.05	25.68	15.84	\$33,554,212	468,183	3,036	5.04%	0.11%	\$115.99	\$78.80	73.80	73.80	56.68	1.54%	31.14%	14.74%	12.00%	
VMAX	BetaShares Australia Top20 Equity Yield Max Fund	0.76	322.76	-3.56	-4.15	\$17,038,509	2,174,290	1,012	5.28%	0.22%	\$176.15	\$276.15	7.85	8.50	6.92	0.65%	22.77%	6.74%	5.39%	
ZYAU	ETFS S&P/ASX 300 High Yield Plus ETF	0.35	88.50	-2.19	-0.82	\$5,230,717	530,991	412	5.91%	0.18%	\$105.55	\$94.74	10.55	10.55	8.80	-1.52%	16.68%	2.40%	4.14%	
Equity - International																				
AASF	Airline Australian Share Fund (Managed Fund)	0.78	211.92	24.66	21.99	\$4,309,787	1,215,897	176	2.03%	0.00%	\$0.00	\$0.00	3.55	3.62	2.65	1.43%	37.42%	0.00%	0.00%	
AAC																				

Ticker	Fund's Name	MER (% p.a)	AUM (\$m)	AUM (\$m) Change	Funds Inflow / Outflow (\$m)	Value Traded (\$)	Transacted Volume	Number of Trades	Monthly Liquidity %	% Spread *	Bid Depth (A\$'000s) **	Ask Depth (A\$'000s) **	Last	Year High	Year Low	1 Month Total Return	1 Year Total Return	3 Year Total Return (ann.)	5 Year Total Return (ann.)	
FOOD	BetaShares Global Agriculture Companies ETF	0.57	53.65	4.29	3.03	\$6,813,798	955,177	776	12.70%	0.31%	\$65.63	\$113.71	7.22	7.71	9.01	5.38	2.56%	37.28%	10.84%	9.01%
FBAY	Magellan FutureTech	1.00	20.03	0.83	0.63	\$413,034	70,458	11	2.06%	0.71%	\$25.55	\$74.30	5.86	6.06	5.76	0.35%	0.00%	0.00%	0.00%	
FTCC	ETFS Fintech & Blockchain ETF	0.69	6.10	6.10	6.10	\$5,850,108	572,275	885	95.87%	0.17%	\$21.88	\$83.64	10.17	10.45	10.04	0.00%	0.00%	0.00%	0.00%	
FUEL	BetaShares Global Energy Companies ETF - Currency Hedged	0.57	361.45	-10.54	-33.18	\$109,722,865	22,629,305	2,524	30.36%	0.37%	\$215.46	\$178.24	4.88	4.99	2.83	6.09%	77.88%	-4.12%	-0.19%	
FUTR	Janus Henderson Global Sustainable Active ETF (Managed Fund)	0.80	1.03	0.73	0.74	\$580,978	19,872	21	56.48%	0.49%	\$43.50	\$43.67	29.39	30.68	28.24	-1.84%	0.00%	0.00%	0.00%	
GVUS	VanEck Vectors Global Dividends ETF	0.53	483.27	56.77	32.03	\$53,913,182	1,253,347	2,113	11.25%	0.25%	\$135.55	\$135.55	42.98	43.18	37.95	3.13%	37.95%	17.54%	18.75%	
GGUS	BetaShares Geared US Equity Fund Currency Hedged (Hedge Fund)	0.80	111.72	12.63	3.66	\$37,486,674	1,087,657	2,313	33.55%	0.08%	\$73.05	\$78.41	37.24	37.35	18.09	9.05%	107.74%	36.49%	31.51%	
GOAT	VanEck Vectors Morningstar World Ex Australia Wide Moat ETF	0.55	22.11	-0.49	-0.02	\$1,641,181	66,547	174	7.42%	0.17%	\$413.16	\$401.21	24.55	26.10	19.96	-2.07%	25.04%	0.00%	0.00%	
HACK	BetaShares Global Cybersecurity ETF	0.67	710.07	42.67	20.82	\$48,551,125	4,727,367	6,326	20.82%	0.20%	\$195.09	\$134.24	10.41	10.66	7.21	3.27%	46.24%	24.24%	20.11%	
HEFH	BetaShares Global Sustainability Leaders ETF - Currency Hedged	0.62	149.98	4.51	-0.12	\$8,615,156	864,478	470	5.74%	0.15%	\$196.52	\$589.36	13.30	14.07	10.02	2.76%	44.39%	11.66%	9.34%	
HEUR	BetaShares Europe ETF - Currency Hedged	0.56	50.12	1.45	0.11	\$6,649,130	496,363	324	13.27%	0.19%	\$174.10	\$280.04	13.80	14.07	10.02	2.76%	44.39%	11.66%	9.34%	
HGEN	ETFS Hydrogen ETF	0.69	55.62	55.62	55.62	\$55,603,025	4,990,842	7,700	99.98%	0.38%	\$103.97	\$270.19	12.17	12.25	10.05	0.00%	0.00%	0.00%	0.00%	
HJPN	BetaShares Japan ETF - Currency Hedged	0.56	91.61	7.39	8.23	\$16,160,881	1,017,642	569	17.64%	0.24%	\$217.53	\$276.90	16.04	16.90	12.95	-1.23%	31.56%	10.82%	10.47%	
HLTH	VanEck Vectors Global Healthcare Leaders ETF	0.45	69.78	3.52	6.98	\$6,747,103	580,392	550	9.67%	0.17%	\$88.43	\$300.22	11.63	13.16	9.51	-5.22%	14.98%	0.00%	0.00%	
HNDAQ	BetaShares NASDAQ 100 ETF - Currency Hedged	0.51	111.31	5.45	0.00	\$20,463,423	606,665	735	18.38%	0.10%	\$366.48	\$561.47	34.72	35.00	25.61	5.15%	38.27%	0.00%	0.00%	
HQLT	BetaShares Global Quality Leaders ETF - Currency Hedged	0.38	32.25	1.07	-0.03	\$2,192,077	84,136	168	6.80%	0.44%	\$123.67	\$247.62	26.90	27.50	21.08	3.24%	33.45%	0.00%	0.00%	
HYG	Hyperion Global Growth Companies Fund (Managed Fund)	0.70	218.71	18.28	8.67	\$69,743,494	12,053,468	2,549	2.54%	0.15%	\$37.66	\$4.67	36.18%	36.18%	3.42%	3.52%	33.45%	0.00%	0.00%	
IAA	Shares S&P Asia 50 ETF	0.51	802.43	-7.48	8.06	\$59,287,582	549,290	2,690	7.39%	0.26%	\$181.46	\$147.77	106.85	133.00	103.71	-1.92%	0.92%	13.25%	12.03%	
IEM	Shares MSCI Emerging Markets ETF	0.69	990.32	-25.26	5.69	\$80,490,969	1,164,384	5,781	8.13%	0.12%	\$135.78	\$160.45	67.75	80.00	63.10	-3.05%	7.28%	9.29%	8.43%	
IEU	Shares S&P Europe ETF	0.60	906.53	10.73	15.76	\$45,606,548	630,295	1,853	15.76%	0.14%	\$236.37	\$236.37	72.73	78.21	55.77	-0.56%	32.23%	9.58%	9.58%	
IHOOD	Shares S&P 100 AUD Hedged ETF	0.43	143.27	5.07	0.02	\$4,871,531	31,828	33	3.40%	0.25%	\$242.02	\$158.26	158.26	158.26	158.26	0.00%	0.00%	0.00%	0.00%	
IHVV	Shares S&P 500 AUD Hedged ETF	0.10	619.48	32.39	8.16	\$44,533,416	102,762	2,079	7.19%	0.05%	\$144.46	\$504.99	448.24	515.24	387.97	4.13%	38.17%	17.69%	15.91%	
IHWL	Shares Core MSCI World All Cap AUD Hedged ETF	0.13	248.39	62.99	-4.93	\$23,796,563	548,022	511	9.58%	0.27%	\$376.21	\$1,230.25	44.84	46.96	34.37	4.86%	44.70%	16.55%	14.22%	
IIND	BetaShares India Quality ETF	0.80	71.25	5.59	9.80	\$13,835,193	1,305,377	1,304	19.42%	0.48%	\$230.81	\$252.35	10.21	11.25	8.34	-6.42%	23.66%	0.00%	0.00%	
IJPN	Shares MSCI Japan ETF	0.47	420.23	-25.96	9.12	\$20,884,002	225,964	1,722	4.97%	0.18%	\$185.52	\$189.81	90.47	101.83	82.25	-7.86%	10.52%	6.70%	7.63%	
IJR	Shares S&P Small-Cap ETF	0.09	427.29	-6.48	10.41	\$20,787,232	137,411	2,200	4.86%	0.18%	\$35.54	\$38.04	150.27	156.36	102.20	-3.54%	47.83%	11.75%	14.85%	
IKO	Shares MSCI South Korea Capped Index ETF	0.63	76.73	-3.71	1.29	\$4,034,122	37,273	636	5.26%	0.29%	\$74.38	\$240.00	106.55	129.43	93.01	-6.21%	13.71%	10.25%	8.97%	
ILOW	BetaShares Global Income Leaders ETF	0.45	19.99	0.88	0.02	\$9,113,105	63,727	78	4.78%	0.10%	\$23.85	\$7.16	14.11	14.32%	12.12	0.00%	0.00%	0.00%		
IIOO	Shares S&P Global 100 ETF	0.40	249.71	-13.09	9.51	\$72,558,261	735,128	9,963	2.90%	0.08%	\$143.45	\$141.58	99.10	102.98	77.30	-0.90%	29.49%	17.02%	16.57%	
IIVE	Shares MSCI EAFE ETF	0.31	445.25	2.06	12.37	\$23,948,851	521,438	856	5.38%	0.15%	\$521.44	\$1,341.85	106.70	111.83	87.20	-2.33%	25.00%	8.87%	9.02%	
IIVV	Shares S&P 500 ETF	0.04	5024.38	17.45	53.83	\$183,711,506	306,333	11,255	3.66%	0.03%	\$259.63	\$421.05	606.74	624.34	464.76	-0.41%	31.72%	18.07%	17.85%	
IJWD	Shares Core MSCI World All Cap ETF	0.10	213.60	7.94	7.12	\$13,629,740	323,028	796	6.38%	0.20%	\$686.03	\$428.88	42.88	46.13	36.43%	0.00%	0.00%	15.88%	15.88%	
IWI	Shares S&P Global Consumer Staples ETF	0.47	137.07	-3.33	0.98	\$5,164,644	63,131	517	3.77%	0.25%	\$165.29	\$111.37	81.73	87.34	69.86	-3.07%	10.40%	7.22%	7.14%	
IWX	Shares S&P Global Healthcare ETF	0.47	1022.03	-8.76	16.98	\$36,847,155	323,742	5,245	3.61%	0.19%	\$127.33	\$177.97	114.41	124.97	94.15	-2.50%	19.68%	12.57%	14.17%	
IYZ	Shares FTSE China Large-Cap ETF	0.77	198.10	19.42	18.39	\$37,679,739	686,058	1,354	19.02%	0.35%	\$81.37	\$81.15	54.05	70.59	51.21	0.58%	-13.49%	1.53%	4.27%	
LSGE	Loomis Sayles Global Equity Fund (Quoted Managed Fund)	0.99	10.52	10.52	10.52	\$431,692	173,147	11	4.10%	0.00%	\$0.00	\$0.00	2.53	2.54	2.54	0.00%	0.00%	0.00%	0.00%	
LNAS	ETFS Ultra Long Nasdaq 100 Hedge Fund	1.00	217.46	16.06	3.47	\$9,387,458	786,514	532	58.44%	0.13%	\$108.27	\$125.92	13.11	17.98	9.84	11.57%	93.95%	0.00%	0.00%	
LPGD	Loftus Peak Global Disruption Fund (Managed Fund)	1.20	217.36	0.37	-2.44	\$3,111,170	1,004,630	182	1.43%	0.00%	\$0.00	\$0.00	3.13	3.28	2.63	1.29%	0.00%	0.00%	0.00%	
MAET	Munro Global Growth Fund (Hedge Fund)	1.35	172.14	16.47	16.76	\$19,411,109	3,671,307	564	11.28%	0.00%	\$1.14	\$0.00	5.30	5.78	4.97	0.19%	0.00%	0.00%	0.00%	
MCSE	MFG Core ESG Fund	0.50	14.64	0.21	0.03	\$219,366	52,687	6	1.50%	0.50%	\$202.48	\$202.48	4.20	4.28	3.42	1.20%	0.00%	0.00%	0.00%	
MCSG	MFG Core International Fund	0.50	18.32	1.49	1.66	\$303,266	74,925	11	1.66%	0.52%	\$199.06	\$201.27	4.09	4.16	3.35	0.49%	0.00%	0.00%	0.00%	
MCSI	MFG Core Infrastructure Fund	0.50	336.62	-27.30	-30.71	\$13,773,722	856,781	22	0.41%	0.63%	\$458.27	\$470.77	1.62	1.67	1.42	0.94%	0.00%	0.00%	0.00%	
MGLC	Magellan Global Fund - Open Ended Units (Managed Fund)	1.35	1396.50	-11.87	-12.80	\$66,155,157	23,688,702	3,171	0.46%	0.00%	\$41.71	\$41.71	7.11	8.77%	8.77%	0.00%	0.00%	0.00%		
MHG	Magellan Global Equities Fund Currency Hedged (Managed Fund)	1.35	325.47	4.34	-7.59	\$19,437,008	5,057,523	752	5.97%	0.45%	\$336.81	\$253.02	3.91	3.98	3.50	3.71%	12.95%	12.02%	12.46%	
MHHT	Magellan High Conviction Trust	1.50	885.62	-6.10	-21.26	\$30,004,800	16,891,452	871	3.39%	0.27%	\$332.77	\$2.60	1.80	1.84	1.69	1.70%	0.00%	0.00%	0.00%	
MKAX	Montaka Global Extension Fund	1.25	46.00	2.49	0.02	\$98,091	50,000	37	0.21%	0.00%	\$0.00	\$0.00	4.10	4.10	3.22	5.67%	19.87%	0.00%	0.00%	
MNRS	BetaShares Global Commodities ETF - Currency Hedged	0.57	10.58	7.32	3.05	\$6,606,325	795,095	50	8.83%	0.13%	\$38.78	\$57.69	5.26	5.26	5.26	0.13%	0.00%	0.00%	0.00%	
MOAT	VanEck Vectors Morningstar Wide Moat ETF	0.49	386.43	7.66	20.05	\$35,309,117	345,539	2,141	9.14%	0.13%	\$405.78	\$411.26	100.26	106.81	75.16	-3.27%	34.74%	18.28%	18.94%	
MOGL	Montgomery Global Equities Fund (Managed Fund)	0.32	86.89	1.43	-1.36	\$1,765,151	440,165	86	2.03%	0.00%	\$0.00	\$0.00	4.11	4.14	3.24	3.27%	26.78%	12.05%	0.00%	
MSTR	Morningstar International Shares Active ETF (Managed Fund)	0.39	143.44	-13.61	-13.96	\$24,265,938	2,658,302	638	16.92%	0.25%	\$410.51	\$430.20	9.19	11.53	8.71	0.22%	29.96%	0.00%	0.00%	
NAS100	NASDAQ 100 Index	0.05	8,095	0.99	0.21	\$1,772,722	6,775	72	0.21%	0.29%	\$81.48	\$84.78	2.82	2.82	2.82	0.00%	0.00%	0.00%	0.00%	
INDIA	ETFS Reliance India Nifty 50 ETF	0.69	28.45	2.44	3.67	\$8,518,169	135,275	543	29.94%	0.34%	\$260.32	\$296.62	61.18	66.36	45.27	-4.73%	34.29%	0.00%	0.00%	
HNDAQ	BetaShares NASDAQ 100 ETF	0.48	2420.73	84.90	72.84	\$193,341,367	5,954,490	26,099	7.99%	0.06%	\$725.94	\$629.91	33.11	34.17	25.98	0.52%	30.26%	28.44%	26.44%	
PAXX	Platinum Asia Fund (Quoted Managed Hedge Fund)	1.10	136.92	-6.23	-1.76	\$5,4														

Ticker	Fund's Name	MER (% p.a)	AUM (\$m)	AUM (\$m) Change	Funds Inflow / Outflow (\$m)	Value Traded (\$)	Transacted Volume	Number of Trades	Monthly Liquidity %	% Spread *	Bid Depth (A\$'000s) **	Ask Depth (A\$'000s) **	Last	Year High	Year Low	1 Month Total Return	1 Year Total Return	3 Year Total Return (ann.)	5 Year Total Return (ann.)
WXOZ	SPDR S&P World ex Australian Fund	0.30	281.94	1.15	2.85	\$4,833,354	190,851	306	2.85%	0.13%	\$342.34	\$747.97	21.45	44.13	33.17	-0.61%	30.07%	15.37%	14.72%
ZVUS	ETFS S&P 500 High Yield Low Volatility ETF	0.35	65.75	5.58	2.41	\$4,543,104	365,538	29	6.01%	0.19%			12.25	13.24	9.83	-4.45%	78.76%	3.36%	6.74%
Equity Other																			
IFRA	VanEck Vectors FTSE Global Infrastructure (Hedged) ETF	0.52	534.03	26.33	18.15	\$35,597,013	1,692,943	2,007	6.67%	0.20%	\$342.34	\$747.97	21.45	22.00	18.50	2.37%	19.14%	7.56%	7.18%
MICH	Magellan Infrastructure Fund (Currency Hedged) (Managed Fund)	1.06	869.57	19.06	4.45	\$29,347,529	10,007,958	1,706	3.37%	0.52%	\$327.36	\$60.22	2.96	3.06	2.61	1.72%	13.62%	6.06%	7.24%
VBLD	Vanguard Global Infrastructure Index ETF	0.47	174.15	-0.79	-1.70	\$9,857,367	165,850	814	5.66%	0.19%			60.05	63.20	50.38	1.13%	14.16%	8.95%	0.00%
Property																			
DJRE	SPDR Dow Jones Global Select Real Estate Fund	0.50	513.77	11.48	6.98	\$23,051,953	988,420	1,647	4.49%	0.15%	\$335.91	\$692.80	23.64	24.35	17.63	0.90%	37.76%	6.13%	6.04%
MVA	VanEck Vectors Australian Property ETF	0.35	610.48	25.51	17.86	\$41,942,092	1,697,603	1,533	6.87%	0.14%	\$304.45	\$325.99	24.76	25.67	19.66	1.31%	31.46%	10.20%	9.05%
REIT	VanEck Vectors FTSE International Property (Hedged) ETF	0.43	119.82	7.23	2.54	\$7,774,215	380,36	516	6.49%	0.24%	\$372.97	\$382.66	21.01						
RINC	BetaShares Legg Mason Real Income Fund (Managed Fund)	0.85	62.77	1.64	2.43	\$3,886,499	419,709	215	6.19%	0.00%	\$0.00	\$0.00	9.17	9.50	7.68	-1.02%	23.82%	7.54%	0.00%
SLF	SPDR S&P/ASX 200 Listed Property Fund	0.40	653.17	5.39	0.00	\$23,208,493	1,748,991	2,018	3.55%	0.12%	\$87.44	\$75.19	13.33	13.86	10.85	0.83%	29.94%	8.70%	7.47%
VAP	Vanguard Australian Property Securities Index ETF	0.23	2365.19	27.60	31.17	\$117,462,674	1,292,456	9,762	4.97%	0.07%			91.44	95.09	73.45	0.49%	31.46%	9.80%	9.51%
Fixed Income - Domestic																			
AGVT	BetaShares Australian Government Bond ETF	0.22	197.15	23.65	32.66	\$56,437,066	1,129,225	733	28.63%	0.14%	\$337.10	\$569.04	48.02	53.32	48.02	-5.08%	-8.31%	0.00%	0.00%
BHBY	BetaShares Australian Major Bank Hybrids Index ETF	0.35	64.84	11.41	11.15	\$12,742,992	1,262,923	349	19.65%	0.20%	\$113.72	\$262.82	10.13	10.17	9.95	0.69%	0.00%	0.00%	0.00%
BNDP	BetaShares Legg Mason Australian Bond Fund (Managed Fund)	0.42	188.58	-5.27	2.57	\$1,649,773	443,074	524	6.18%	0.14%	\$169.73	\$171.09	25.64	25.64	25.64	-3.93%	-5.92%	2.72%	2.31%
BOND	SPDR S&P/ASX Australian Bond Fund	0.24	42.72	-1.69	-0.08	\$2,104,595	78,103	173	4.93%	0.14%	\$39.08	\$40.15	26.33	28.73	26.27	-3.62%	-5.92%	2.72%	2.31%
ICRED	BetaShares Australian Investment Grade Bond ETF	0.25	530.00	9.97	31.29	\$71,991,427	2,724,696	2,146	13.58%	0.15%	\$158.57	\$203.50	25.73	28.35	25.53	-3.85%	-2.84%	5.09%	0.00%
FLOT	VanEck Vectors Australian Floating Rate ETF	0.22	297.35	0.41	1.18	\$13,159,668	526,406	433	4.43%	0.11%	\$130.58	\$129.67	24.96	25.19	24.94	0.32%	0.32%	0.32%	0.00%
FXND	Cashlab And Hedge Bond Fund (Hedge Fund)	0.35	121.58	10.08	11.53	\$5,490,632	18,36	11	0.42%	0.00%	\$138.82	\$138.82	29	30.64	30.64	0.00%	0.00%	0.00%	0.00%
GOVT	SPDR S&P/ASX Australian Government Bond Fund	0.22	29.10	-1.15	0.07	\$1,765,698	65,904	149	6.07%	0.15%	\$156.20	\$201.66	26.14	28.84	26.14	-4.04%	-6.50%	2.58%	2.25%
HBRD	BetaShares Active Australian Hybrids Fund	0.55	1478.23	65.70	62.95	\$108,764,069	10,567,916	3,703	7.36%	0.14%	\$301.47	\$74.60	10.30	10.50	10.05	0.39%	4.13%	3.85%	0.00%
IAF	Shares Core Composite Bond ETF	0.15	1792.68	-12.26	52.61	\$147,248,685	1,328,313	6,639	8.21%	0.06%	\$815.29	\$595.97	108.91	117.45	108.39	-3.26%	-5.16%	2.64%	2.39%
ICOR	Shares Core Bond ETF	0.15	197.95	-0.65	1.02	\$2,857,368	98,88	16	14.82%	0.24%	\$165.03	\$165.03	98.88	98.88	98.88	-2.73%	-2.73%	0.00%	0.00%
IGB	Shares Treasury ETF	0.18	84.89	2.93	6.33	\$46,040,238	427,340	454	54.23%	0.08%	\$650.85	\$598.51	105.47	114.71	105.47	-4.08%	-6.46%	2.46%	2.10%
ILB	Shares Government Inflation ETF	0.18	297.54	4.63	11.60	\$29,216,745	222,024	627	9.82%	0.24%	\$232.59	\$206.45	128.86	136.88	125.93	-2.34%	-1.70%	4.25%	3.11%
PLUS	VanEck Vectors Australian Corporate Bond Plus ETF	0.32	249.06	-14.59	-4.28	\$12,273,076	669,593	455	4.93%	0.25%	\$124.48	\$176.86	17.94	19.43	17.86	-3.71%	-2.50%	0.00%	0.00%
BASHDN	BetaShares Australian Bank Senior Floating Rate Bond ETF	0.22	697.01	-1.82	0.01	\$29,966,930	1,155,800	1,650	4.80%	0.10%	\$299.38	\$222.37	25	26.32	25.90	0.05%	0.05%	0.00%	0.00%
RCB	Russell Australian Select Corporate Bond ETF	0.28	279.87	-1.95	4.52	\$13,623,353	668,975	569	4.87%	0.20%	\$29.43	\$29.43	20.00	21.04	19.99	-2.30%	-2.72%	3.11%	2.79%
RGB	Russell Australian Government Bond ETF	0.24	73.27	-2.92	0.23	\$3,264,977	150,812	193	4.46%	0.21%	\$140.39	\$155.25	21.15	23.39	21.08	-1.33%	-4.32%	3.34%	2.57%
RSM	Russell Australian Semi-Government Bond ETF	0.26	60.22	-1.90	0.00	\$4,788,895	236,204	224	7.95%	0.23%	\$75.02	\$120.65	19.96	21.42	19.93	-3.06%	-3.69%	2.44%	2.06%
SHHF	Switzer Higher Yield Fund	0.70	18.39	-0.05	0.02	\$1,420,925	44,658	28	7.73%	0.22%	\$458.57	\$460.17	25.05	31.72	25.05	0.00%	0.00%	0.00%	0.00%
SUBD	VanEck Vectors Australian Subordinated Debt ETF	0.29	228.24	15.07	16.12	\$16,327,562	645,046	316	7.15%	0.12%	\$280.99	\$505.52	25.05	25.44	25.03	-0.33%	2.55%	0.00%	0.00%
TACT	Janus Henderson Tactical Income Active ETF	0.45	88.09	10.74	11.00	\$9,589,596	195,463	172	10.89%	0.06%	\$270.02	\$264.08	48.91	50.65	48.90	-0.35%	0.50%	0.00%	0.00%
EHF1	Elfstree Hybrid Fund (Managed Fund)	0.62	16.02	0.53	0.47	\$518,434	11,324	11	3.24%	0.37%	\$368.87	\$1,016.86	5.15	9.15	5.04	1.01%	0.00%	0.00%	0.00%
VACF	Vanguard Australian Corporate Fixed Interest Index ETF	0.20	655.48	-0.60	19.40	\$63,749,678	1,216,622	1,606	9.73%	0.12%	\$239.60	\$377.21	51.53	56.00	51.44	-2.31%	-2.31%	3.07%	3.10%
VAF	Vanguard Australian Fixed Interest Index ETF	0.15	1375.41	-59.08	-7.57	\$116,322,354	2,348,799	3,959	8.46%	0.08%	\$186.60	\$186.60	48.60	52.82	48.37	-3.28%	-5.23%	2.66%	2.95%
VGB	Vanguard Australian Government Bond Index ETF	0.20	198.89	-0.32	0.32	\$42,405,177	839,664	2,134	8.21%	0.10%	\$49.64	\$49.64	49.64	52.82	49.36	-3.42%	-5.67%	2.99%	2.99%
Fixed Income - International																			
EBND	VanEck Vectors Emerging Opportunities Active ETF (Managed Fund)	0.95	116.75	6.01	8.28	\$10,749,664	966,578	35	9.21%	0.00%	\$0.00	\$0.00	11.03	11.79	10.96	-1.64%	1.22%	0.00%	0.00%
ECOR	Invest Core Income Fund (Managed Fund) (ECOR)	0.45	16.94	-0.05	4.06	\$688,035	13,586	13	4.06%	0.12%	\$369.34	\$318.74	50.55	51.02	50.24	-0.23%	2.03%	0.00%	0.00%
EMAX	Invest Income Maximiser Fund (Managed Fund) (EMAX)	0.65	2.60	0.18	0.19	\$15,384	322	7	0.59%	0.18%	\$204.32	\$190.79	47.77	48.95	47.77	-0.20%	4.96%	0.00%	0.00%
GDND	BetaShares Global Diversified Bond (Managed Fund)	0.49	167.86	-2.99	0.99	\$4,563,713	167,86	15	7.72%	0.10%	\$184.83	\$172.72	24.47	24.47	24.47	-0.00%	0.00%	0.00%	0.00%
GCAP	VanEck Bentham GI Cap Se Active ETF (Managed Fund)	0.59	20.00	3.95	4.00	\$2,954,815	295,483	96	14.77%	0.35%	\$42.03	\$61.58	10.00	10.10	9.96	-0.05%	0.00%	0.00%	0.00%
GGOV	BetaShares Global Government Bond 20+ Year ETF - Currency Hedged	0.22	3.64	0.06	-0.01	\$213,931	9,606	31	5.87%	0.48%	\$53.80	\$57.66	22.80	24.84	21.82	2.21%	-4.87%	0.00%	0.00%
IHCB	Shares Core Global Corporate Bond (AUD Hedged) ETF	0.26	291.28	4.90	7.71	\$18,537,153	170,156	875	6.36%	0.39%	\$35.46	\$83.33	109.35	119.43	107.84	0.01%	0.46%	5.50%	3.34%
IHIB	Shares iShares Emerging Markets Bond (AUD Hedged) ETF	0.23	144.85	0.47	0.99	\$2,645,713	30,05	23	6.63%	0.23%	\$109.40	\$109.40	98.53	98.53	98.53	0.00%	0.00%	0.00%	0.00%
IHYH	Shares Global High Yield Bond (AUD Hedged) ETF	0.56	134.15	-1.26	2.12	\$8,858,620	86,646	543	6.60%	0.37%	\$53.80	\$23.55	102.07	107.00	97.72	-0.74%	8.21%	4.48%	3.95%
PAYS	The Schroder Absolute Return Income (Managed Fund)	0.54	56.92	-4.06	-3.69	\$3,383,868	344,072	60	5.94%	0.20%	\$248.42	\$241.27	9.82	10.04	9.80	0.36%	1.38%	0.00%	0.00%
VBNB	Vanguard Global Aggregate Bond Index (Hedged) ETF	0.20	447.97	-8.03	-5.20	\$48,270,534	1,003,392	1,114	10.78%	0.15%	\$109.40	\$109.40	48.05	48.05	47.73	-0.41%	-1.63%	3.95%	0.00%
VBI	Vanguard International Corporate Bond Index (Hedged) ETF	0.20	208.93	1.46	1.51	\$12,558,975	218,758	69	4.81%	0.39%	\$314.63	\$314.63	100.50	100.50	100.50	-0.71%	0.45%	0.00%	0.00%
VEFI	Vanguard Ethically Conscious Global Aggregate Bond Index (Hedged) ETF	0.26	83.99	1.85	2.21	\$4,042,159	82,509	266	4.81%	0.22%	\$109.40	\$109.40	49.06	56.00	48.79	-0.30%	-1.75%	3.78%	0.00%
VIF	Vanguard International Fixed Interest Index (Hedged) ETF	0.20	641.47	11.37	14.22	\$42,867,699	972,773	1,790	6.68%	0.12%	\$186.60	\$186.60	44.07	49.71	43.83	-0.32%	-2.51%	3.38%	2.05%
VARO	ActiveX Ardea Real Outcome Bond Fund (Managed Fund)	0.50	867.52	22.36	28.58	\$43,090,916	1,680,442.00	2,254.00	5.05%	0.21%			25.60	25.52	27.09	0.03%	-0.09%	0.00%	0.00%
AKAP	Activex Kapstream AR	0.55	11.18	0.43	0.50	\$202,457	2,039	1	1.81%	0.11%			99.16	102.47	99.16	-0.30%	0.65%	0.00%	0.00%
Cash Products																			
AAA	BetaShares Australian High Interest Cash ETF	0.18	2,865.43	360.15	360.65	\$95,090,710.83	11,883,658.00	2,332.00	0.21%	0.02%	\$44,953.67	\$44,615.45	50.07	50.09	50.06	0.00%	0.36%	0.98%	1.37%
BILL	Shares Core Cash ETF	0.07	403.63																