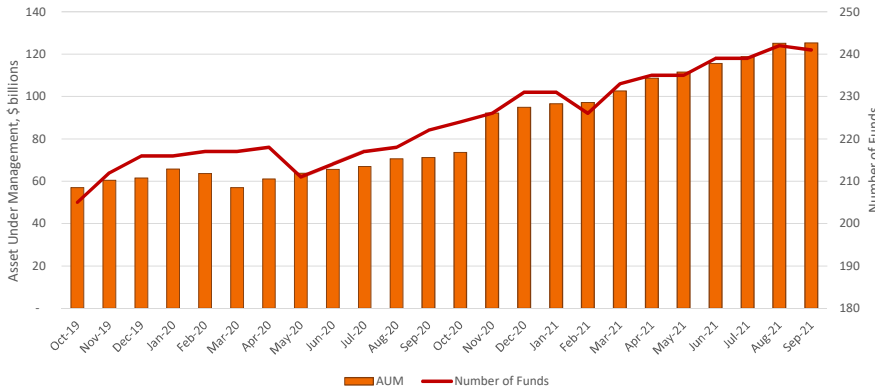




Asset Under Management & Number of Funds Quoted



Market Summary

Chi-X Market Share  
31%

Asset Under Management  
\$125,316,671,651  
(+0.2% since Aug-2021)

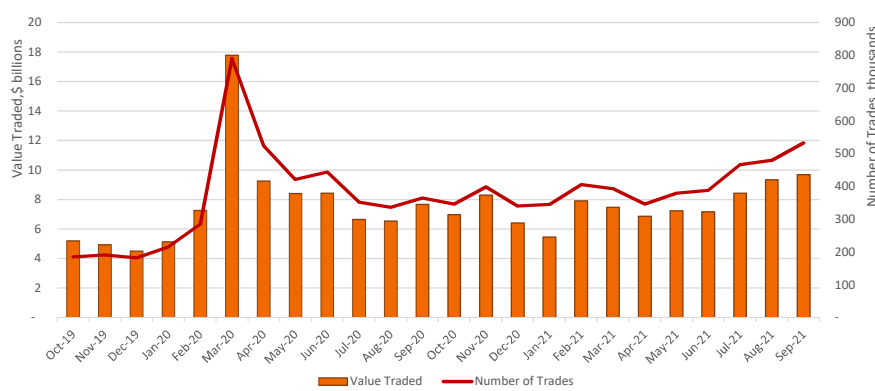
Number of Funds  
241  
(-0.4% since Aug-2021)

Avg. # of Transactions / Day  
25,387  
(+16.5% since Aug-2021)

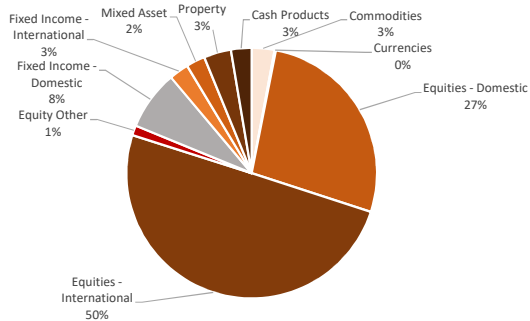
Avg. Daily Value  
\$461,059,030  
(+8.5% since Aug-2021)

Trading Days  
21

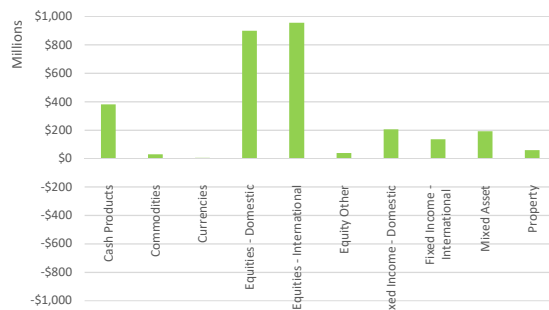
Value Traded & Number of Trades



Asset Under Management by Asset Class



Monthly Funds Flow by Asset Class



Asset Classes	# of Funds	AUM	Avg. Daily Transactions	Avg. Daily Value
Cash Products	3	\$3,190,995,445	153	\$31,822,265
Commodities	8	\$3,511,137,570	656	\$11,254,609
Currencies	5	\$197,865,861	48	\$1,529,686
Equities - Domestic	55	\$34,038,230,100	7,592	\$178,136,220
Equities - International	110	\$63,229,904,137	12,937	\$166,391,327
Equity Other	3	\$1,527,305,072	246	\$4,193,752
Fixed Income - Domestic	25	\$9,379,924,056	1,093	\$30,165,232
Fixed Income - International	16	\$3,078,701,640	453	\$11,337,353
Mixed Asset	10	\$2,916,254,567	1,367	\$13,570,733
Property	6	\$4,246,353,202	841	\$12,657,853

## Issuer Summary

Issuer	# of Funds	AUM	AUM Change	Funds Flow	Value Traded	Trades
AllianceBernstein	1	\$1,595,007,730	-\$44,748,830	-\$14,058,199	\$0	0
Antipodes / Pinnacle	1	\$27,848,871	\$596,666	\$455,706	\$550,979	32
BetaShares	59	\$19,956,289,969	\$735,139,933	\$1,053,781,727	\$2,894,528,425	152,577
Coolabah	1	\$121,304,247	-\$109,578	\$1,367,185	\$0	0
Einvest	4	\$80,000,418	\$6,945,416	\$7,524,234	\$9,938,298	1,119
Elstree	1	\$15,493,759	\$798,202	\$769,500	\$705,094	17
ETFS	17	\$4,070,535,325	\$8,386,140	\$127,019,197	\$348,704,237	25,271
Fidante	2	\$855,913,221	\$36,676,312	\$39,492,346	\$52,975,926	2,378
Fidelity	1	\$223,981,725	-\$78,289,543	-\$67,880,753	\$101,032,917	1,303
Hyperion / Pinnacle	1	\$2,005,226,733	\$50,094,947	\$100,658,700	\$0	0
InvestSmart	3	\$214,935,165	\$4,477,785	\$1,956,773	\$4,704,542	595
iShares	36	\$23,352,885,936	\$139,070,076	\$589,871,819	\$2,003,032,918	89,066
Janus Henderson	2	\$77,644,209	\$6,374,576	\$6,185,300	\$9,770,008	184
K2	2	\$25,020,055	\$746,426	\$949,680	\$1,897,432	152
Legg Mason	4	\$385,049,882	\$76,119,262	\$78,946,822	\$96,603,606	1,409
Loftus Peak	1	\$216,992,374	-\$4,197,504	\$7,978,086	\$2,687,975	175
Magellan	10	\$16,814,255,221	-\$694,781,488	-\$193,688,855	\$121,257,571	5,647
Monash	1	\$30,000,352	-\$1,046,980	-\$334,885	\$0	0
Montaka	1	\$43,515,220	-\$1,070,913	-\$60,144	\$185,467	48
Montgomery	1	\$85,463,913	-\$1,493,728	-\$628,478	\$1,699,276	106
MorningStar	1	\$157,055,901	-\$1,207,527	\$2,005,085	\$6,755,027	507
Munro	1	\$155,671,024	\$13,206,420	\$18,377,549	\$21,596,281	613
Platinum	2	\$507,616,462	-\$4,220,996	-\$4,523,832	\$21,729,373	1,101
Russell Investments	5	\$967,930,140	-\$24,778,220	-\$7,887,886	\$67,185,402	1,698
Schroder	2	\$119,432,435	\$5,233,517	\$5,496,641	\$12,461,504	256
SelfWealth	1	\$109,272,715	-\$2,632,540	-\$32,177	\$65,041	27
StateStreet	17	\$8,186,917,080	-\$212,265,277	\$62,087,578	\$530,988,000	33,097
Switzer	3	\$417,244,262	\$4,010,672	\$11,914,131	\$20,815,892	976
The Perth Mint	1	\$563,855,532	-\$13,124,652	\$4,556,998	\$26,579,277	1,685
VanEck	29	\$8,761,549,954	-\$26,996,056	\$210,032,620	\$643,338,627	30,084
Vanguard	30	\$35,172,761,820	\$236,043,229	\$867,995,327	\$2,435,701,053	169,081

## New Funds Issued

Fund Name	Code	AUM	Listing Date	Listing Venue
Janus Henderson Global Sustainable Active ETF (M	FUTR	\$295,700	22/09/2021	ASX
Magellan High Conviction Trust	MHHT	\$891,720,030	31/08/2021	ASX
ETFs Semiconductor ETF	SEMI	\$36,038,000	31/08/2021	ASX
VanEck Bentham GI Cap Se Active ETF (Managed F	GCAP	\$16,048,160	5/08/2021	ASX
Coolabah Active Composite Bond Fund (Hedge Fur	FIXD	\$121,304,247	21/06/2021	CXA
Monash Absolute Active Trust (Hedge Fund)	MAAT	\$30,000,352	10/06/2021	ASX
iShares Core MSCI Australia ESG Leaders ETF	IESG	\$48,397,226	4/06/2021	ASX
Magellan FuturePay	FPAY	\$19,400,403	2/06/2021	CXA
BetaShares Australian Major Bank Hybrids Index E	BHYB	\$53,431,792	23/04/2021	ASX
AllianceBernstein Managed Volatility Equities Fund	AMVE	\$1,595,007,730	6/04/2021	CXA
Elstree Hybrid fund (Managed Fund)	EHF1	\$15,493,759	31/03/2021	CXA
Hyperion Global Growth Companies Fund (Manage	HYGG	\$2,005,226,733	22/03/2021	ASX
BetaShares Climate Change Innovation ETF	ERTH	\$141,981,458	11/03/2021	ASX
VanEck Vectors Global Clean Energy ETF	CLNE	\$83,582,000	10/03/2021	ASX
VanEck Vectors MSCI International Small Compani	QSML	\$25,509,997	10/03/2021	ASX
VanEck Vectors MSCI International Value ETF	VLUE	\$70,000,393	10/03/2021	ASX
Apostle Dundas Global Equity Fund - Class D Units	ADEF	\$9,416,046	24/02/2021	ASX
BetaShares Cloud Computing ETF	CLDD	\$63,429,138	24/02/2021	ASX
Switzer Higher Yield Fund	SHYF	\$18,462,815	23/12/2020	CXA
MFG Core ESG Fund	MCSE	\$14,430,451	15/12/2020	CXA

## Contact

Address

**CHI-X AUSTRALIA PTY LTD**  
Level 23, Governor Phillip Tower  
1 Farrer Place, Sydney  
NSW 2000 Australia

Phone

Phone: +61 2 8078 1700

Online

Email: [au.info@chi-x.com](mailto:au.info@chi-x.com)  
Website: [www.chi-x.com.au](http://www.chi-x.com.au)

## About Chi-X Australia

Chi-X is the securities and derivatives exchange transforming the Australian investment market through a focus on customers and innovation. Chi-X delivers easy, cost-effective access to local and global investment opportunities.

©2021, Chi-X Australia Pty Ltd ("Chi-X") ABN 47 129 584 667. All rights reserved. Chi-X is a Chi-X Group trade mark. Chi-X holds an Australian Market Licence and operates a financial market in Australia. This document is not intended to be financial product advice and is provided for informational purposes only. Under no circumstances is it to be used as a basis for, or considered as an offer to, engage in any activity or purchase or sell any security, or as a solicitation or recommendation of the purchase, sale, or offer to purchase or sell any security. To the extent permitted by law Chi-X makes no representations or warranties and excludes all liability in relation to the information contained in this document.

# Australian Funds Report



Trading days: 21

Month ending: Thursday, 30 Sep 2021

Ticker	Fund's Name	MER (% p.a)	AUM (\$m)	AUM (\$m) Change	Funds Inflow / Outflow (\$m)	Value Traded (\$)	Transacted Volume	Number of Trades	Monthly Liquidity %	% Spread *	Bid Depth (A\$'000s) **	Ask Depth (A\$'000s) **	Last	Year High	Year Low	1 Month Total Return	1 Year Total Return	3 Year Total Return (ann.)	5 Year Total Return (ann.)
<b>Equity - Domestic</b>																			
AZ00	BetaShares Australia 200 ETF	0.07	1734.79	121.44	158.41	\$298,837,381	2,368,134	9,999	17.23%	0.04%	\$228.51	\$322.58	124.95	129.16	96.87	-2.29%	28.99%	8.82%	0.00%
AMVE	AllianceBernstein Managed Volatility Equities Fund - MVE Class	0.55	1595.01	-44.75	-14.06	\$55,050	30,000		0.00%	0.92%	\$538.11	\$543.01	1.84	22.19	1.78	-1.87%	0.00%	0.00%	0.00%
AATE	BetaShares S&P/ASX Australian Technology ETF	0.48	213.20	8.17	0.00	\$13,802,662	561,343	1,571	6.47%	0.18%	\$214.03	\$236.86	24.01	25.27	18.95	-3.69%	29.21%	0.00%	0.00%
AUMF	Shares Edge MSCI Australia Multifactor ETF	0.30	43.77	5.22	6.38	\$2,796,504	86,567	128	6.39%	0.42%	\$260.66	\$329.21	31.99	33.57	26.57	-0.03%	21.62%	6.91%	0.00%
AUST	BetaShares Managed Risk Australian Share Fund (Managed Fund)	0.45	21.66	-0.43	0.16	\$1,490,261	83,841	91	6.88%	0.33%	\$155.01	\$54.20	17.41	18.11	15.17	-2.90%	16.71%	4.63%	5.78%
BBOZ	BetaShares Australian Strong Bear (Hedge Fund)	1.38	275.37	18.37	6.19	\$321,407,721	73,354,800	8,450	116.72%	0.26%	\$976.80	\$972.05	4.42	8.94	4.12	4.74%	-48.66%	-30.94%	-27.07%
BEAR	BetaShares Australian Equities Bear (Hedge Fund)	1.48	59.24	2.76	1.37	\$18,011,747	1,972,198	985	30.41%	0.18%	\$292.29	\$202.48	9.12	12.24	8.85	2.47%	23.87%	11.93%	-10.80%
BDVD	VanEck Vectors Morningstar Australian Moat Income ETF	0.35	68.81	12.44	14.23	\$7,837,400	328,036	334	11.39%	0.15%	\$184.60	\$198.12	23.72	25.11	19.32	-3.18%	23.71%	0.00%	0.00%
ES20	SPDR S&P/ASX 200 ESG Fund	0.13	35.52	0.95	2.52	\$2,951,786	119,487	321	8.31%	0.24%	\$122.58	\$306.97	24.13	25.60	19.98	-3.08%	25.22%	0.00%	0.00%
EIGA	Invest Income Generator Fund (Managed Fund)	0.80	29.77	-0.36	0.33	\$1,507,958	391,423	146	5.07%	0.00%	\$0.00	\$0.00	3.81	4.05	3.10	-1.87%	27.75%	4.09%	0.00%
EINC	BetaShares Legg Mason Equity Income Fund (Managed Fund)	0.85	30.09	-0.15	-0.12	\$1,477,195	166,768	72	4.91%	0.00%	\$0.00	\$0.00	8.87	8.97	7.02	0.11%	29.13%	5.84%	0.00%
EX20	BetaShares Australian Ex-20 Portfolio Diversifier ETF	0.45	260.18	0.01	4.18	\$21,472,915	1,018,430	676	8.25%	0.15%	\$498.49	\$680.65	20.89	21.52	16.60	-1.60%	25.90%	8.13%	0.00%
ESGR	BetaShares Geared Australian Equity Fund (Hedge Fund)	0.80	337.45	5.12	20.16	\$199,328,494	7,029,916	7,633	59.07%	0.08%	\$157.57	\$160.95	28.06	30.00	16.71	-4.53%	68.09%	9.33%	12.80%
GRNV	VanEck Vectors MSCI Australian Sustainable Equity ETF	0.35	84.52	-0.99	2.28	\$9,690,986	333,285	713	11.47%	0.12%	\$47.56	\$744.00	28.45	29.83	23.60	-3.82%	22.48%	9.29%	7.14%
HVST	BetaShares Australian Dividend Harvester Fund (Managed Fund)	0.90	173.51	-3.15	1.46	\$15,314,563	1,106,284	1,247	8.83%	0.14%	\$137.73	\$153.63	13.82	14.54	12.34	-2.13%	17.29%	3.29%	0.78%
IHD	Shares S&P/ASX Dividend Opportunities ETF	0.30	280.70	-13.26	4.07	\$10,879,725	787,262	763	3.88%	0.18%	\$478.52	\$352.68	13.57	14.87	11.68	-5.89%	19.11%	4.41%	4.88%
HIF	Intelligent Investor Australian Equity Income Fund (Managed Fund)	0.97	75.36	1.67	0.55	\$17,733,133	536,902	180	2.35%	0.00%	\$0.00	\$0.00	3.34	55.52	2.79	1.52%	0.00%	0.00%	0.00%
ILC	Shares S&P/ASX 20 ETF	0.24	430.30	-11.26	2.15	\$18,724,530	646,092	1,032	10.32%	0.12%	\$697.23	\$576.34	28.73	30.30	22.11	-3.04%	30.67%	8.66%	8.83%
IMPQ	Invest Future Impact Small Caps Fund (Managed Fund)	0.99	30.83	3.67	3.54	\$4,107,850	680,331	927	13.32%	0.00%	\$0.00	\$0.00	6.04	6.11	4.30	0.00%	38.67%	0.00%	0.00%
INES	InvestSMART Ethical Share Fund (Managed Fund)	0.97	62.91	0.61	0.94	\$1,686,867	446,948	285	2.68%	0.00%	\$0.00	\$0.00	3.75	3.85	2.93	-0.53%	29.94%	0.00%	0.00%
INIF	InvestSMART Australian Equity Income Fund (Managed Fund)	0.97	76.66	2.00	0.47	\$1,244,543	409,428	130	1.62%	0.00%	\$0.00	\$0.00	3.08	3.11	2.13	2.33%	42.93%	0.00%	0.00%
IOZ	Shares Core S&P/ASX 200 ETF	0.09	4218.72	206.85	308.86	\$1,017,184,967	33,019,580	21,491	24.11%	0.05%	\$557.49	\$772.61	30.28	31.34	23.83	-2.54%	27.88%	8.59%	9.16%
ISO	Shares S&P/ASX Small Ordinaries ETF	0.55	148.02	2.18	1.70	\$10,171,755	1,778,971	380	6.87%	0.29%	\$293.37	\$321.60	5.66	6.10	4.65	-2.48%	27.46%	7.88%	8.68%
KSM	K2 Australian Small Cap Fund (Hedge Fund)	2.27	15.60	0.89	0.84	\$1,574,956	519,066	110	10.09%	0.00%	\$0.00	\$0.00	3.03	3.11	2.21	0.33%	42.92%	7.74%	5.51%
MAAT	Monash Absolute Active Trust (Hedge Fund)	2.26	30.00	-1.05	-0.33	\$2,142,266	2,000,804	184	7.14%	0.00%	\$0.00	\$0.00	1.07	22.49	1.01	-2.29%	0.00%	0.00%	0.00%
MVB	VanEck Vectors Australian BaTF	0.28	176.85	8.58	8.56	\$60,749,230	1,663,748	1,154	28.76%	0.12%	\$487.88	\$400.00	31.11	28.76	19.38	-2.24%	31.00%	6.76%	0.00%
MVE	VanEck Vectors S&P/ASX MidCap 50 ETF	0.45	176.07	-13.26	-11.15	\$28,783,022	767,585	534	16.35%	0.12%	\$597.39	\$580.92	37.15	38.40	28.23	-1.12%	31.05%	10.77%	11.67%
MOVOL	Shares Edge MSCI Australia Minimum Volatility ETF	0.30	29.65	-0.82	-0.16	\$4,851,819	156,706	67	16.36%	0.15%	\$406.39	\$310.80	30.82	31.76	25.92	-2.16%	20.82%	7.45%	0.00%
MVR	VanEck Vectors Australian Resources ETF	0.35	134.39	1.73	5.65	\$8,284,792	281,061	394	6.16%	0.12%	\$381.31	\$353.43	29.19	33.00	26.08	-2.96%	14.48%	6.34%	12.68%
MVVS	VanEck Vectors Small Companies Master ETF	0.45	176.85	-11.26	-8.33	\$22,866,793	1,004,721	161	40.20%	0.22%	\$180.13	\$167.09	22.47	23.12	18.78	-2.64%	22.12%	6.66%	7.18%
MVW	VanEck Vectors Australian Equal Weight ETF	0.35	1679.48	-0.12	14.20	\$67,496,267	1,994,382	3,201	4.02%	0.10%	\$179.34	\$807.86	33.73	34.54	26.84	-0.85%	23.18%	7.79%	9.30%
NOZ	SPDR S&P/ASX 200 Financials ex A-REITs Fund	0.40	133.65	-5.18	6.77	\$16,926,605	770,890	455	12.66%	0.09%	\$292.16	\$297.76	22.15	22.45	14.50	1.14%	53.82%	6.56%	6.49%
NOZ	SPDR S&P/ASX 200 Resource Fund	0.40	112.16	-4.61	3.66	\$15,008,930	1,214,889	848	13.38%	0.15%	\$227.88	\$312.13	12.20	14.62	10.56	-7.08%	14.90%	6.83%	12.92%
QFN	BetaShares S&P/ASX 200 Financials Sector ETF	0.34	27.85	-0.24	0.60	\$2,111,465	54,585	503	47.42%	0.12%	\$47.42	\$111.46	12.46	12.72%	12.00%	8.85%	6.58%	0.00%	
QOZ	BetaShares FTSE RAFI Australia 200 ETF	0.40	371.96	-4.98	0.00	\$16,601,445	1,111,481	1,074	4.46%	0.16%	\$223.99	\$277.35	14.93	16.00	11.30	-1.32%	35.38%	7.47%	8.73%
QRE	BetaShares S&P/ASX 200 Resources Sector ETF	0.34	93.56	-6.03	1.25	\$14,560,002	2,052,125	1,187	15.56%	0.23%	\$250.04	\$227.11	6.85	8.23	5.84	-7.31%	17.44%	7.02%	13.38%
RARI	Russell Australian Responsible Investment ETF	0.45	280.58	1.90	5.64	\$17,185,572	645,487	369	6.13%	0.17%	\$166.38	\$271.32	26.47	27.30	20.15	-1.34%	33.32%	6.68%	7.50%
RDI	Russell High Dividend Australian Shares ETF	0.45	280.58	1.90	5.64	\$17,185,572	645,487	369	6.13%	0.17%	\$166.38	\$271.32	26.47	27.30	20.15	-1.34%	33.32%	6.68%	7.50%
SELF	SelfWealth SMSF Leaders ETF	0.88	109.27	-2.63	-0.03	\$65,041	1,309	27	0.06%	0.15%	\$196.81	\$372.38	48.76	50.96	40.42	-0.97%	23.51%	0.00%	0.00%
SHD	Shares High Dividend Australian Shares ETF	0.35	267.22	8.33	0.60	\$10,316,362	343,095	420	3.86%	0.14%	\$166.38	\$219.73	20.53	20.53	14.80	-2.48%	20.53%	6.88%	0.00%
SIF	SPDR S&P/ASX 50	0.28	757.81	-32.77	2.43	\$32,868,184	500,120	94	4.34%	0.06%	\$348.88	\$603.51	64.38	68.25	51.41	-2.71%	27.87%	8.23%	8.70%
SMML	BetaShares Australian Small Companies Select Fund (Managed Fund)	0.39	67.59	0.49	1.94	\$5,330,946	1,292,739	494	7.89%	0.00%	\$0.00	\$0.00	4.07	4.30	3.43	-2.16%	24.99%	10.14%	0.00%
SSO	SPDR S&P/ASX Small Cap Fund	0.30	30.83	0.27	0.50	\$1,119,810	61,902	97	3.63%	0.21%	\$189.43	\$189.43	17.85	18.80	14.80	-0.27%	28.37%	0.00%	0.00%
STW	SPDR S&P/ASX 200	0.13	4734.95	-149.17	16.97	\$328,699,675	4,751,990	12,737	6.94%	0.04%	\$233.46	\$328.54	67.87	70.91	53.69	-1.90%	28.88%	8.92%	9.95%
SWTZ	Switzer Dividend Growth Fund (Managed Fund)	0.89	78.23	-1.32	-1.32	\$1,837,262	676,425	155	2.35%	0.00%	\$0.00	\$0.00	2.73	2.90	2.12	0.00%	29.60%	5.99%	0.00%
SYI	SPDR MSCI Australia Select High Dividend Yield Fund	0.35	248.84	-4.03	12.77	\$23,399,680	796,839	9,933	12.77%	0.12%	\$320.47	\$288.16	28.38	31.55	23.62	-4.43%	24.97%	4.86%	5.85%
IVAS	Vanguard Australian Shares Index ETF	0.10	9513.73	16.20	194.29	\$739,261,763	7,721,279	45,037	7.77%	0.04%	\$214.99	\$590.32	95.24	97.10	73.80	-1.80%	29.16%	9.87%	9.41%
VETH	Vanguard Ethically Conscious Australian Shares ETF	0.17	218.71	28.02	32.61	\$33,152,435	541,673	1,768	15.16%	0.00%	\$0.00	\$0.00	60.39	63.50	10.13	-2.41%	0.00%	0.00%	0.00%
VHY	Vanguard Australian Shares High Yield ETF	0.25	1914.51	47.00	47.02	\$119,195,509	1,823,113	1,823	6.23%	0.14%	\$166.38	\$219.73	20.53	20.53	14.80	-2.22%	32.91%	7.31%	7.17%
VLC	Vanguard MSCI Australian Large Companies Index ETF	0.24	142.33	-4.38	0.00	\$13,326,494	175,151	713	9.36%	0.00%	\$0.00	\$0.00	75.48	84.02	57.99	-2.99%	30.69%	9.09%	8.74%
VSO	Vanguard MSCI Australian Small Companies Index ETF	0.30	640.37	-0.57	9.93	\$28,648,712	398,703	4,062	4.47%	0.00%	\$0.00	\$0.00	70.90	73.80	55.70	-1.64%	29.18%	10.51%	10.60%
YMAX	BetaShares Australia Top20 Equity Yield Max Fund	0.76	326.32	0.78	9.06	\$24,820,718	3,064,058	1,240	7.61%	0.00%	\$0.00	\$0.00	8.04	8.50	6.84	-2.55%	22.20%	4.04%	4.98%
ZYAU																			

Ticker	Fund's Name	MER (% p.a)	AUM (\$m)	AUM (\$m) Change	Funds Inflow / Outflow (\$m)	Value Traded (\$)	Transacted Volume	Number of Trades	Monthly Liquidity %	% Spread *	Bid Depth (A\$'000s) **	Ask Depth (A\$'000s) **	Last	Year High	Year Low	1 Month Total Return	1 Year Total Return	3 Year Total Return (ann.)	5 Year Total Return (ann.)
FPAY	Magellan FuturePay	1.00	19.40	0.07	0.59	\$408,897	68,948	10	2.11%	0.59%	\$23.50	\$575.36	5.86	6.06	3.73	-2.32%	0.00%	0.00%	0.00%
FUTR	BetaShares Emerging Companies ETF - Currency Hedged	0.57	371.85	2.22	1.66	\$3,245,828	6,246,888	1,857	7.24%	0.16%	\$30.25	\$203.35	4.77	4.77	2.81	0.00%	0.00%	0.00%	0.00%
FUTR	Janus Henderson Global Sustainable Active ETF (Managed Fund)	0.80	0.30	0.30	0.30	\$214,722	7,120	12	72.61%	0.54%	\$44.75	\$44.99	29.94	30.68	29.94	0.00%	0.00%	0.00%	0.00%
GDXX	VanEck Vectors Gold Miners ETF	0.53	397.67	-34.09	0.92	\$20,298,572	475,003	1,748	5.10%	0.20%	\$116.11	\$163.56	40.46	57.94	39.33	-8.50%	-25.51%	17.12%	3.20%
GGUS	BetaShares Geared US Equity Fund Currency Hedged (Hedge Fund)	0.80	99.09	-0.38	6.89	\$33,733,748	961,917	2,577	34.04%	0.08%	\$105.38	\$85.78	34.15	36.90	18.09	-7.30%	75.44%	22.95%	28.78%
MOAT	VanEck Vectors Morningstar World ex Australia Wide Moat ETF	0.56	72.40	2.22	2.53	\$3,768,182	16,600	28	16.00%	0.16%	\$39.00	\$39.00	25.07	26.00	24.52	0.00%	0.00%	0.00%	0.00%
HACK	BetaShares Global Cybersecurity ETF	0.67	667.40	-1.78	26.21	\$47,315,152	4,586,284	7,876	7.09%	0.20%	\$146.15	\$79.07	10.08	10.55	7.21	-4.18%	38.89%	17.91%	19.58%
HETH	BetaShares Global Sustainability Leaders ETF - Currency Hedged	0.62	145.47	5.50	10.42	\$16,673,673	1,271,383	731	11.46%	0.12%	\$202.15	\$975.48	12.89	13.63	9.95	-3.52%	29.76%	0.00%	0.00%
HEUR	BetaShares Europe ETF - Currency Hedged	0.56	48.67	-1.56	0.00	\$2,752,494	202,053	337	5.66%	0.19%	\$191.53	\$320.16	13.43	14.07	9.92	-3.10%	31.12%	7.86%	9.90%
HNPN	BetaShares Japan ETF - Currency Hedged	0.56	84.43	9.17	6.29	\$6,594,320	398,463	567	7.81%	0.20%	\$234.61	\$314.05	16.24	16.24	16.24	-5.47%	19.40%	0.00%	0.00%
HLTH	VanEck Vectors Global Healthcare Leaders ETF	0.45	66.26	1.36	4.91	\$8,211,563	64,171	578	12.39%	0.16%	\$94.71	\$351.95	12.27	21.39	9.51	-5.47%	19.40%	0.00%	0.00%
HNQD	BetaShares NASDAQ 100 ETF - Currency Hedged	0.51	105.86	-6.00	0.00	\$25,937,498	765,473	950	24.50%	0.08%	\$425.97	\$498.94	33.02	35.00	25.61	-5.36%	28.21%	0.00%	0.00%
HQLT	BetaShares Global Quality Leaders ETF - Currency Hedged	0.38	31.18	0.29	1.85	\$1,831,135	68,051	204	5.87%	0.46%	\$129.82	\$259.90	25.98	27.50	21.08	-5.04%	25.16%	0.00%	0.00%
HYGG	Hyperion GI Growth Companies Fund (Managed Fund)	0.70	2005.23	50.09	100.66	\$48,174,657	10,508,817	2,619	2.40%	0.43%	\$78.13	\$38.26	4.52	4.52	4.10	-2.59%	27.09%	25.97%	26.87%
IAX	iShares S&P Asia 50 ETF	0.51	809.92	-20.46	3.16	\$53,016,293	477,530	2,824	6.55%	0.33%	\$244.18	\$105.55	108.94	133.00	99.50	-2.84%	9.48%	9.40%	12.16%
IEM	iShares MSCI Emerging Markets ETF	0.69	1015.58	-5.17	8.80	\$73,669,958	1,047,700	6,010	7.25%	0.16%	\$146.36	\$146.36	69.88	80.00	61.00	-1.37%	14.78%	7.13%	8.99%
IIEU	iShares S&P Europe ETF	0.69	895.80	-8.80	19.21	\$43,062,030	78,211	1,346	4.81%	0.10%	\$80.16	\$236.76	73.11	78.78	65.70	-3.48%	24.18%	11.74%	9.41%
IHOQ	iShares Global 100 AUD Hedged ETF	0.43	138.19	1.84	6.20	\$7,691,237	56,321	537	5.57%	0.20%	\$181.48	\$252.53	134.31	156.74	118.56	-3.20%	28.70%	12.97%	13.69%
IHVV	iShares S&P 500 AUD Hedged ETF	0.10	587.09	-12.39	8.08	\$48,029,559	1,110,559	2,219	8.18%	0.06%	\$350.38	\$420.98	430.47	515.24	387.97	-3.41%	29.35%	13.33%	14.99%
IHWL	iShares Core MSCI World All Cap AUD Hedged ETF	0.13	241.58	-10.91	-2.57	\$34,950,454	797,248	895	14.47%	0.20%	\$372.15	\$1,109.85	42.76	46.96	34.37	-3.30%	34.86%	11.36%	13.27%
IIND	BetaShares India Quality ETF	0.85	65.67	9.60	7.88	\$12,937,726	1,188,533	1,223	19.70%	0.57%	\$21.92	\$303.38	10.21	11.11	8.21	0.00%	0.00%	0.00%	0.00%
IIM	iShares S&P Midcap ETF	0.09	217.87	-0.79	0.82	\$16,910,742	45,946	651	7.76%	0.11%	\$242.46	\$258.50	375.05	375.57	257.62	-0.74%	45.28%	11.38%	14.27%
IJP	iShares MSCI Japan ETF	0.47	446.19	-15.18	0.00	\$19,654,320	199,105	1,660	4.40%	0.13%	\$239.93	\$318.67	98.19	101.83	81.11	3.52%	21.55%	6.75%	9.61%
IJR	iShares S&P Small-Cap ETF	0.09	433.77	24.85	18.33	\$27,097,328	179,022	2,049	6.25%	0.16%	\$129.53	\$184.16	156.36	156.36	98.01	1.47%	59.26%	9.77%	15.05%
IJKS	iShares S&P Korea Capged Index ETF	0.53	80.92	0.45	0.45	\$6,752,211	58,821	57	8.39%	0.27%	\$113.63	\$106.55	24.19	24.19	20.51	-0.43%	24.19%	7.09%	6.43%
INCM	BetaShares Global Income Leaders ETF	0.45	19.98	-0.26	0.00	\$891,382	60,707	109	4.46%	0.28%	\$30.66	\$84.37	14.75	15.39	11.95	-1.27%	25.31%	0.00%	0.00%
IIO	iShares S&P Global 100 ETF	0.40	2511.80	-34.42	16.00	\$83,989,253	835,914	13,867	3.34%	0.06%	\$89.76	\$72.58	100.00	102.98	77.30	-1.98%	28.63%	15.18%	16.87%
IIVE	iShares MSCI EAFE ETF	0.31	443.18	-4.74	1.80	\$14,944,959	135,557	1,071	3.37%	0.17%	\$118.83	\$567.24	109.24	111.83	87.00	-1.46%	23.86%	6.85%	9.33%
IIVV	iShares S&P 500 ETF	0.04	5096.92	-13.92	61.97	\$395,552,727	3,750,103	12,641	3.97%	0.04%	\$24.34	\$26.18	611.18	624.34	30.949	0.00%	0.00%	0.00%	0.00%
IWLD	iShares Core MSCI World All Cap ETF	0.10	205.66	4.70	9.07	\$18,461,306	428,179	893	8.98%	0.17%	\$377.05	\$683.44	42.71	46.33	36.13	-2.18%	34.60%	12.96%	14.75%
IXI	iShares S&P Global Consumer Staples ETF	0.47	140.41	0.71	2.02	\$7,207,246	85,148	784	5.13%	0.21%	\$100.59	\$116.66	84.32	87.34	69.86	-0.94%	11.05%	8.45%	7.30%
IXI	iShares S&P Global Healthcare ETF	0.47	1030.79	-12.56	17.33	\$39,859,083	335,324	6,505	3.87%	0.12%	\$132.74	\$167.61	117.34	124.97	94.15	-2.86%	18.41%	11.59%	13.52%
IZZ	iShares FTSE China Large-Cap ETF	0.77	178.68	-0.31	3.12	\$15,228,890	277,018	1,336	8.52%	0.34%	\$126.88	\$79.96	53.74	70.59	52.38	-1.53%	7.54%	0.00%	3.76%
LNAS	iShares Ultra Long Nasdaq 100 Hedge Fund	1.00	12.59	2.34	3.53	\$11,190,372	901,484	686	88.88%	0.12%	\$106.21	\$132.42	11.75	17.98	9.84	-11.59%	68.59%	0.00%	0.00%
LPGD	Loftus Peak Global Disruption Fund (Managed Fund)	1.20	216.99	-4.20	7.98	\$2,687,975	838,834	176	1.24%	0.00%	\$0.00	\$0.00	3.09	3.28	2.37	-5.50%	0.00%	0.00%	0.00%
MAET	Munro Global Growth Fund (Hedge Fund)	1.35	155.67	13.21	18.38	\$21,596,281	3,968,531	613	13.87%	0.08%	\$20.91	\$50.30	5.31	5.61	2.74	-3.63%	0.00%	0.00%	0.00%
MCSE	MFG Core ESG Fund	0.50	14.43	-0.35	0.07	\$55,879	13,183	103	0.39%	0.51%	\$210.43	\$209.80	4.15	5.78	2.63	-2.31%	0.00%	0.00%	0.00%
MCSG	MFG Core International Fund	0.50	16.82	1.32	1.62	\$756,613	183,900	16	4.50%	0.52%	\$202.14	\$194.32	4.07	5.55	3.42	-1.93%	0.00%	0.00%	0.00%
MCSI	MFG Core Infrastructure Fund	0.50	363.92	45.01	53.73	\$701,693	432,399	13	0.19%	0.63%	\$462.06	\$485.36	1.60	3.96	1.60	-2.74%	0.00%	0.00%	0.00%
MGOK	Magellan Global Fund - Open Class Units (Managed Fund)	1.35	14145.87	-584.46	-163.59	\$69,552,289	25,082,187	2,699	13.49%	0.49%	\$282.27	\$364.13	2.72	3.03	2.39	-2.86%	0.00%	0.00%	0.00%
MHNG	Magellan Global Equities Fund Currency Hedged (Managed Fund)	1.35	321.13	-18.65	-4.82	\$19,066,265	4,910,091	730	5.94%	0.40%	\$307.86	\$274.56	3.77	3.98	3.50	-4.07%	9.35%	8.91%	11.75%
MHHT	Magellan High Conviction Trust	1.50	891.72	-152.38	-120.83	\$81,849,589	45,266,399	1,358	9.18%	0.28%	\$391.26	\$24.72	1.77	1.84	1.76	-3.02%	0.00%	0.00%	0.00%
MKAX	Montaka Global Extension Fund	1.25	43.52	-1.07	0.06	\$185,467	47,131	48	0.43%	0.00%	\$0.00	\$0.00	3.88	4.09	3.22	-2.27%	16.31%	0.00%	0.00%
MOAT	VanEck Vectors Morningstar Wide Moat ETF	0.49	378.76	16.10	20.73	\$28,994,763	281,219	2,719	7.66%	0.18%	\$355.53	\$434.66	103.65	106.81	75.16	-1.28%	37.10%	18.08%	19.49%
MOGL	Montgomery Global Equities Fund (Managed Fund)	1.32	85.46	-1.49	-0.63	\$1,699,276	421,212	106	1.99%	0.00%	\$0.00	\$0.00	3.98	4.13	3.24	-1.00%	23.65%	7.74%	0.00%
MSTR	Morningstar International Shares Active ETF (Managed Fund)	0.39	157.06	-1.21	2.01	\$6,755,027	726,570	507	4.30%	0.23%	\$449.23	\$449.65	9.17	11.53	8.71	-2.03%	25.57%	0.00%	0.00%
MSDF	Magellan Sustainable Fund	0.50	91.04	0.46	0.46	\$468,174	163,133	13	5.18%	0.74%	\$85.66	\$84.60	2.27	0.00%	1.42	0.00%	0.00%	0.00%	
INDIA	iShares FTSE India Nifty 50 ETF	0.69	26.01	2.76	1.93	\$2,608,228	41,188	437	10.03%	0.37%	\$297.82	\$303.16	64.22	66.36	43.90	3.58%	45.55%	0.00%	0.00%
INDQ	BetaShares NASDAQ 100 ETF	0.48	2335.83	7.77	85.64	\$220,243,769	6,583,794	32,953	9.43%	0.05%	\$86.72	\$710.87	32.94	34.17	25.98	-3.35%	28.98%	24.43%	26.36%
PAXX	Platinum Asia Fund (Quoted Managed Hedge Fund)	1.10	143.15	-1.90	-2.21	\$8,828,654	1,831,439	473	6.17%	0.92%	\$47.74	\$407.81	4.80	6.35	4.64	0.21%	10.42%	11.53%	0.00%
PQX	Platinum Global Fund (Quoted Managed Hedge Fund)	0.95	364.86	2.26	11.38	\$16,442,749	2,933,597	2,813	9.57%	0.57%	\$474.15	\$350.43	5.16	7.12%	4.17	0.00%	0.00%	0.00%	
QHAI	VanEck Vectors MSCI World Ex-Australia Quality (Hedged) ETF	0.43	378.35	-12.74	9.54	\$20,415,273	494,969	1,077	5.40%	0.25%	\$1,024.46	\$1,263.43	39.73	42.17	30.01	-5.70%	26.22%	0.00%	0.00%
QLTY	BetaShares Global Quality Leaders ETF	0.35	200.08	-4.20	3.46	\$12,276,046	496,711	1,439	6.14%	0.17%	\$126.93	\$109.79	24.14	25.48	19.90	-3.75%	23.53%	0.00%	0.00%
QMIK	SPDR MSCI World Quality Mix Fund	0.40	26.98	0.19	0.92	\$1,													

Ticker	Fund's Name	MER (% p.a)	AUM (\$m)	AUM (\$m) Change	Funds Inflow / Outflow (\$m)	Value Traded (\$)	Transacted Volume	Number of Trades	Monthly Liquidity %	% Spread *	Bid Depth (A\$'000s) **	Ask Depth (A\$'000s) **	Last	Year High	Year Low	1 Month Total Return	1 Year Total Return	3 Year Total Return (ann.)	5 Year Total Return (ann.)
MICH	Magellan Infrastructure Fund (Currency Hedged) (Managed Fund)	1.06	844.66	-17.70	5.37	\$26,261,178	8,883,683	1,938	3.11%	0.52%	\$321.08	\$41.44	2.91	3.06	2.61	-2.68%	9.75%	5.51%	6.06%
VBID	Vanguard Global Infrastructure Index ETF	0.47	174.94	4.74	8.66	\$21,466,220	356,428	99	12.27%				59.74	63.20	50.38	-2.31%	13.25%	0.00%	0.00%
<b>Property</b>																			
DJRE	SPDR Dow Jones Global Select Real Estate Fund	0.50	502.30	-0.95	11.61	\$30,113,061	1,271,413	2,120	6.00%	0.13%	\$423.58	\$449.10	23.43	24.35	17.53	-2.50%	33.07%	5.87%	4.51%
MVA	VanEck Vectors Australian Property ETF	0.35	584.97	-11.54	-0.28	\$42,353,943	1,701,530	1,293	7.24%	0.11%	\$411.40	\$407.20	24.44	25.49	19.55	-1.89%	25.16%	8.48%	7.15%
PROP	VanEck Vectors FTSE Australian Property (Hedged) ETF	0.35	111.30	0.34	0.68	\$12,690,699	609,833	70	11.00%	0.24%	\$421.63	\$460.44	20.17	21.11	15.02	0.00%	22.97%	6.99%	0.00%
RINC	BetaShares Legg Mason Real Income Fund (Managed Fund)	0.85	61.12	1.02	0.37	\$3,544,880	382,359	27	5.80%	0.00%	\$0.00	\$0.00	9.29	9.50	7.65	1.09%	22.97%	6.99%	0.00%
SFP	SPDR S&P/ASX 200 Listed Property Fund	0.40	647.78	-22.63	-1.98	\$25,437,518	1,880,731	1,930	3.93%	0.13%	\$254.61	\$238.65	13.22	13.86	10.72	-2.64%	26.22%	7.12%	5.49%
IVAP	Vanguard Australian Property Securities Index ETF	0.23	2337.59	-6.61	40.30	\$151,674,815	1,634,956	11,339	6.49%	0.08%	\$269.77	\$465.91	91.58	95.09	73.07	-2.00%	28.33%	8.13%	7.64%
<b>Fixed Income - Domestic</b>																			
AGVT	BetaShares Australian Government Bond ETF	0.22	173.50	-4.66	0.00	\$6,329,653	123,307	476	3.65%	0.11%	\$235.29	\$407.04	50.65	53.32	49.24	-2.51%	-2.67%	0.00%	0.00%
BHYB	BetaShares Australian Major Bank Hybrids Index ETF	0.35	53.43	21.17	21.17	\$21,918,737	2,176,391	568	41.02%	0.20%	\$108.70	\$206.13	10.08	10.10	2.00	0.20%	0.00%	0.00%	0.00%
BND5	BetaShares Legg Mason Australian Bond Fund (Managed Fund)	0.42	193.85	3.60	6.69	\$16,163,006	600,108	636	8.34%	0.13%	\$86.09	\$206.40	26.72	27.60	26.16	-1.48%	-1.04%	0.00%	0.00%
BOND	SPDR S&P/ASX Australian Bond Fund	0.24	44.41	-0.94	0.03	\$2,443,058	88,283	158	5.50%	0.13%	\$41.99	\$99.15	27.32	28.73	26.95	-1.76%	-1.66%	4.11%	2.68%
BCRD	BetaShares Australian Investment Grade Bond ETF	0.25	520.03	-0.44	10.39	\$30,024,116	1,106,893	1,513	5.77%	0.14%	\$167.69	\$187.38	26.83	28.35	26.71	-1.81%	1.93%	6.59%	0.00%
FLOT	VanEck Vectors Australian Floating Rate ETF	0.22	296.94	27.50	28.09	\$44,117,038	1,761,379	556	14.86%	0.10%	\$247.22	\$204.45	25.03	25.19	25.02	-0.14%	0.62%	1.58%	0.00%
FIXD	Coolabah Active Composite Bond Fund (Hedge Fund)	0.30	123.30	1.30	0.00	\$2,823,437	83,859	3	0.00%	0.08%	\$188.55	\$128.55	30.00	30.00	1.70	-0.22%	0.00%	0.00%	0.00%
GOVT	SPDR S&P/ASX Australian Government Bond Fund	0.22	30.25	-0.70	0.00	\$2,530,287	91,671	136	8.36%	0.17%	\$136.54	\$193.08	27.24	28.84	26.82	-1.97%	-1.98%	4.22%	2.65%
HBRD	BetaShares Active Australian Hybrids Fund	0.55	1412.53	67.29	67.29	\$108,280,051	10,539,838	3,236	7.67%	0.15%	\$198.64	\$58.07	10.28	10.33	10.05	0.22%	4.14%	3.62%	0.00%
IADF	iShares Core Composite Bond ETF	0.15	1804.94	-5.02	22.59	\$96,750,637	847,966	4,130	5.36%	0.06%	\$791.04	\$631.21	112.97	117.45	111.30	-1.53%	-1.59%	3.86%	2.67%
ICOR	iShares Core Corporate Bond ETF	0.15	1804.94	-5.02	22.59	\$96,750,637	847,966	4,130	5.36%	0.06%	\$791.04	\$631.21	112.97	117.45	111.30	-1.53%	-1.59%	3.86%	2.67%
IGB	iShares Treasury ETF	0.18	81.97	-0.15	1.21	\$16,981,446	153,008	322	20.72%	0.06%	\$805.29	\$743.48	110.04	114.71	107.52	-1.65%	-1.97%	4.05%	2.51%
ILB	iShares Government Inflation ETF	0.18	292.91	1.88	11.88	\$21,734,701	161,688	682	7.42%	0.18%	\$210.22	\$216.75	132.00	136.88	125.93	-2.24%	1.07%	5.19%	3.49%
PLUS	VanEck Vectors Australian Corporate Bond Plus ETF	0.32	263.65	-1.54	2.24	\$10,322,921	547,765	414	3.92%	0.21%	\$153.28	\$250.72	18.67	19.43	18.42	-1.43%	1.77%	4.98%	0.00%
RPOD	BetaShares Australian Bond Senior Floating Rate Bond ETF	0.22	688.63	1.30	1.85	\$1,488,448	148,448	19	5.54%	0.09%	\$306.76	\$216.65	25.96	26.23	25.93	-0.65%	0.90%	2.00%	0.00%
RICB	Russell Australian Select Corporate Bond ETF	0.28	281.82	3.12	4.61	\$9,530,398	462,737	536	3.38%	0.21%	\$22.26	\$31.75	20.47	21.04	20.47	-0.14%	0.05%	3.89%	3.23%
RIGB	Russell Australian Government Bond ETF	0.24	76.19	-14.27	-12.15	\$1,736,300	791,431	176	23.28%	0.17%	\$232.23	\$172.47	22.06	23.39	21.92	-2.19%	-1.94%	4.82%	2.82%
RISM	Russell Australian Semi-Government Bond ETF	0.26	62.12	-7.19	-6.59	\$1,416,770	599,189	19	19.99%	0.23%	\$147.22	\$93.36	20.59	21.42	20.57	-0.65%	-0.13%	3.45%	2.60%
SUBD	VanEck Vectors Australian Subordinated Debt ETF	0.29	213.17	18.12	18.27	\$2,550,611	889,091	280	10.58%	0.15%	\$393.21	\$266.97	25.05	25.44	24.93	0.08%	3.47%	0.00%	0.00%
TACT	Janus Henderson Tactical Income Active ETF	0.45	77.35	6.08	5.89	\$9,770,008	199,308	184	12.63%	0.07%	\$365.06	\$269.51	49.08	50.65	48.90	0.27%	1.06%	0.00%	0.00%
EHF1	Elfstree Hybrid Fund (Managed Fund)	0.62	15.49	0.80	0.77	\$705,094	137,600	17	4.55%	0.35%	\$322.99	\$1,021.22	5.13	33.51	5.09	0.20%	0.00%	0.00%	0.00%
VACF	Vanguard Australian Corporate Fixed Interest Index ETF	0.20	656.08	11.14	17.27	\$45,310,302	847,097	1,850	6.91%	0.09%	\$326.96	\$690.20	53.15	56.00	52.70	-0.58%	0.98%	2.62%	2.38%
VIAF	Vanguard Australian Fixed Interest Index ETF	0.15	1434.49	-22.53	-2.02	\$62,867,847	1,235,507	3,106	4.38%	0.09%	\$198.92	\$152.42	50.41	52.82	49.82	-1.41%	-1.53%	3.90%	2.64%
VIGB	Vanguard Australian Government Bond Index ETF	0.20	536.53	-10.16	-1.29	\$31,192,266	599,200	1,667	5.81%				51.52	54.09	50.61	-1.62%	-1.84%	4.03%	2.61%
<b>Fixed Income - International</b>																			
EBND	VanEck Vectors Emerging Income Opportunities Active ETF (Managed Fund)	0.95	110.74	5.72	8.45	\$24,415,759	2,148,124	55	22.05%	0.00%	\$0.00	\$0.00	11.26	11.79	10.96	-2.21%	4.67%	0.00%	0.00%
ECOR	iInvest Core Income Fund (Managed Fund) (ECOR)	0.45	16.99	3.63	3.65	\$4,082,731	80,442	44	24.04%	0.12%	\$369.88	\$339.11	50.70	51.02	50.08	-0.11%	2.49%	0.00%	0.00%
EMAX	iInvest Income Maximiser Fund (Managed Fund) (EMAX)	0.65	0.00	0.00	0.00	\$299,760	5,000	0	9.93%	0.19%	\$198.68	\$193.85	47.96	48.95	47.87	0.38%	0.00%	0.00%	0.00%
GBND	BetaShares Sustainability Leaders Diversified Bond - Currency Hedged	0.45	167.44	3.44	5.97	\$7,902,103	315,444	15	4.72%	0.19%	\$36.09	\$204.45	24.99	26.44	24.77	-1.54%	0.00%	0.00%	0.00%
GCAP	VanEck Benthem GI Cap Se Active ETF (Managed Fund)	0.59	16.05	8.01	8.02	\$6,253,769	620,997	295	38.97%	0.31%	\$35.65	\$33.11	10.03	10.17	9.95	0.05%	0.00%	0.00%	0.00%
GGOV	BetaShares Global Government Bond 20+ Year ETF - Currency Hedged	0.22	3.59	-0.13	0.00	\$190,557	8,361	34	5.31%	0.42%	\$61.01	\$56.00	22.35	24.84	21.82	-3.58%	-6.76%	0.00%	0.00%
IHCB	iShares Core Global Corporate Bond (AUD Hedged) ETF	0.26	286.38	3.77	7.73	\$18,860,117	169,130	813	6.59%	0.33%	\$279.99	\$30.18	110.43	119.43	109.70	-1.40%	0.66%	5.08%	3.11%
IEMB	iShares iMortgage USD Emerging Markets Bond (AUD Hedged) ETF	0.75	42.97	1.79	0.87	\$3,548,883	15,014	24	8.07%	0.15%	\$10.51	\$25.34	99.71	105.40	97.75	-2.23%	2.23%	2.54%	2.54%
IHHY	iShares Global High Yield Bond (AUD Hedged) ETF	0.56	135.41	9.40	9.42	\$15,377,675	146,592	610	11.36%	0.39%	\$92.97	\$16.12	104.68	107.00	97.29	-0.02%	7.65%	3.87%	4.27%
PAYS	The Schroder Absolute Return Income (Managed Fund)	0.54	60.98	2.30	2.41	\$8,166,406	826,469	129	13.39%	0.19%	\$235.19	\$238.28	9.88	10.04	9.86	0.05%	2.25%	0.00%	0.00%
VBND	Vanguard Global Aggregate Bond Index (Hedged) ETF	0.20	456.00	10.22	15.96	\$21,404,446	439,246	1,098	4.69%	0.06%	\$48.35	\$37.75	48.00	53.75	48.00	-1.29%	-1.18%	3.93%	0.00%
VESD	Vanguard ESG Dividend Income (Hedged) ETF	0.20	210.58	2.30	4.53	\$1,900,000	289,898	86	6.97%	0.09%	\$50.04	\$45.26	45.26	47.77	44.77	-1.11%	0.48%	7.78%	2.78%
VEFI	Vanguard Ethically Conscious Global Aggregate Bond Index (Hedged) ETF	0.26	82.15	16.93	17.75	\$19,096,792	385,610	374	23.25%	0.15%	\$29.28	\$29.28	49.28	56.00	48.90	-1.26%	-1.33%	3.86%	0.00%
VIF	Vanguard International Fixed Interest Index (Hedged) ETF	0.20	630.10	6.99	15.05	\$42,369,419	948,627	1,936	6.72%	0.09%	\$276.17	\$276.17	44.27	49.71	44.00	-1.29%	-2.17%	3.58%	1.77%
VIXR	ActiveX Ardea Real Outcome Bond Fund (Managed Fund)	0.50	845.16	35.68	38.49	\$2,239,984.53	2,021,284.00	2,369.00	0.06				25.79	27.09	25.75	-0.35%	0.64%	0.00%	0.00%
XKAP	ActiveX Kapstream AR	0.55	10.75	1.00	1.00	\$735,947	7,377	1	6.85%				99.79	103.47	99.40	-0.01%	1.32%	0.00%	0.00%
<b>Cash Products</b>																			
AAA	BetaShares Australian High Interest Cash ETF	0.18	2,505.28	361.68	361.68	\$25,399,118.71	12,488,928.00	2,285.00	0.25	0.02%	\$46,987.62	\$43,330.95	50.08	50.10	50.06	0.03%	0.42%	1.05%	1.40%
BILL	iShares Core Cash ETF	0.07	426.69	13.95	13.95	\$29,757,447	296,827	495	6.97%	0.02%	\$21,755.68	\$22,684.28	100.26	100.28	100.19	0.00%	0.78%	0.00%	0.00%
ISCC	iShares Enhanced Cash ETF	0.12	259.03	6.98	7.03	\$13,110,994	130,451	436	5.06%	0.02%	\$21,618.37	\$22,791.57	100.49	100.56	100.46	-0.01%	0.18%	0.97%	0.00%
<b>Mixed Asset</b>																			
DBBF	BetaShares Diversified Balanced ETF	0.39	9.21	1.12	1.30	\$1,191,700	45,101	100	12.94%	0.24%	\$198.63	\$278.63	26.19	26.99	24.38	-2.28%	12.27%	0.00%	0.00%
DGGF	BetaShares Diversified Growth ETF	0.39	12.47	2.45	2.70	\$3,129,781	114,241	194	25.10%	0.23%	\$199.46	\$297.11	26.90	27.79	24.14	-2.47%	19.89%	0.00%	0.00%