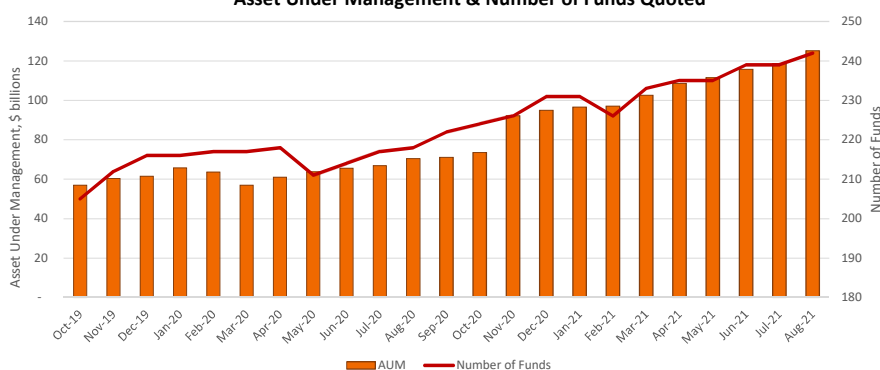
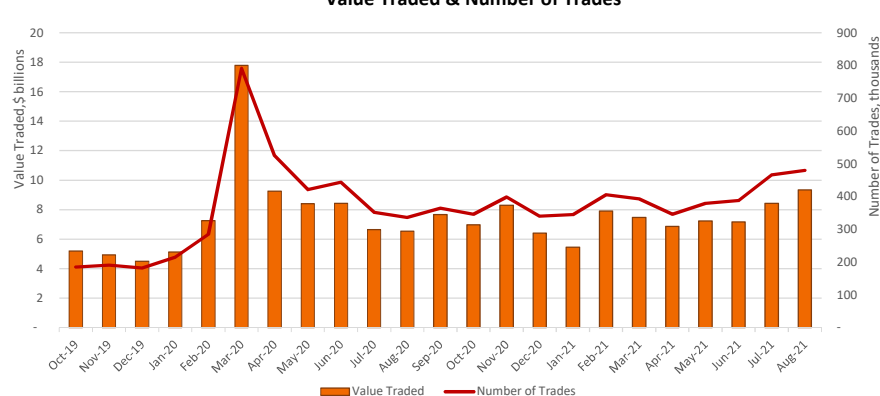




Asset Under Management & Number of Funds Quoted



Value Traded & Number of Trades



Market Summary

Chi-X Market Share
32%

Asset Under Management
\$125,103,715,904
(+5.4% since Jul-2021)

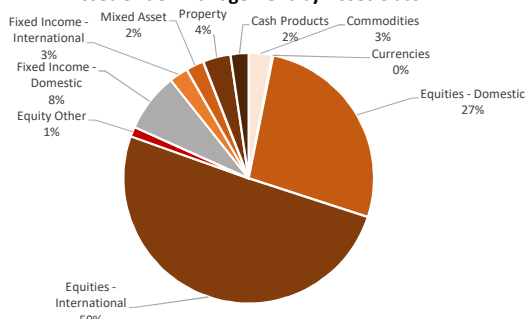
Number of Funds
242
(+1.3% since Jul-2021)

Avg. # of Transactions / Day
21,800
(+3.0% since Jul-2021)

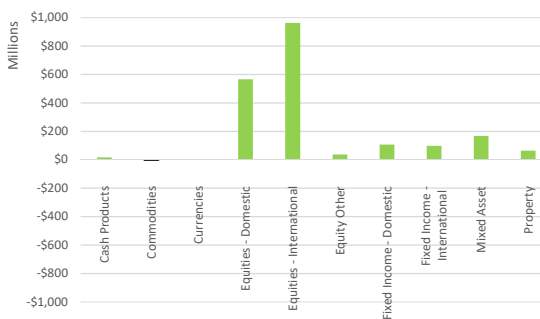
Avg. Daily Value
\$425,026,056
(+10.9% since Jul-2021)

Trading Days
22

Asset Under Management by Asset Class



Monthly Funds Flow by Asset Class



Asset Classes	# of Funds	AUM	Avg. Daily Transactions	Avg. Daily Value
Cash Products	3	\$2,808,375,661	159	\$17,545,429
Commodities	8	\$3,591,651,069	685	\$14,013,510
Currencies	5	\$189,478,758	46	\$1,401,014
Equities - Domestic	56	\$33,937,187,811	5,982	\$148,215,843
Equities - International	109	\$63,749,594,604	11,411	\$177,226,306
Equity Other	3	\$1,524,305,466	231	\$3,791,514
Fixed Income - Domestic	26	\$9,288,227,397	1,078	\$33,465,004
Fixed Income - International	16	\$2,961,575,297	430	\$10,257,377
Mixed Asset	10	\$2,771,504,421	977	\$10,569,317
Property	6	\$4,281,815,421	802	\$8,540,742

Issuer Summary

Issuer	# of Funds	AUM	AUM Change	Funds Flow	Value Traded	Trades
360 Capital	1	\$0	-\$295,532	-\$295,532	\$0	0
AllianceBernstein	1	\$1,639,756,560	\$114,033,298	\$36,889,987	\$0	0
Antipodes / Pinnacle	1	\$27,252,205	\$1,063,104	\$603,646	\$521,772	25
BetaShares	63	\$19,530,080,656	\$998,047,461	\$540,638,599	\$2,686,561,414	137,814
Coolabah	1	\$121,413,825	\$44,087,193	\$44,416,242	\$0	0
Einvest	5	\$73,055,002	\$2,506,071	\$1,771,354	\$7,945,419	854
Elstree	1	\$14,695,557	\$1,945,600	\$1,945,600	\$2,169,674	27
ETFS	17	\$4,062,149,185	\$151,614,275	\$115,567,897	\$391,241,992	27,162
Fidante	2	\$819,236,908	\$42,191,414	\$44,554,982	\$54,857,170	2,621
Fidelity	1	\$302,271,269	\$25,893,141	\$8,922,555	\$15,149,942	1,111
Hyperion / Pinnacle	1	\$1,955,131,786	\$232,273,878	\$146,520,769	\$0	0
InvestSmart	3	\$210,457,380	\$36,179,750	\$25,400,955	\$5,116,483	531
iShares	36	\$23,213,815,860	\$915,123,043	\$287,242,217	\$2,162,006,815	85,880
Janus Henderson	1	\$71,269,634	\$3,112,202	\$3,181,750	\$6,805,054	106
K2	2	\$24,273,628	\$2,263,700	\$1,228,294	\$1,201,376	161
Loftus Peak	1	\$221,189,878	\$16,467,499	\$10,673,469	\$4,260,251	211
Magellan	10	\$17,509,036,709	\$968,940,075	\$838,622,316	\$145,052,548	4,979
Monash	1	\$31,047,332	\$387,824	-\$1,556,437	\$0	0
Montaka	1	\$44,586,133	\$1,940,458	\$32,625	\$257,962	33
Montgomery	1	\$86,957,641	\$2,813,007	-\$1,131,272	\$1,665,878	101
MorningStar	1	\$158,263,429	\$5,133,188	\$2,808,000	\$6,153,231	387
Munro	1	\$142,464,604	\$26,428,885	\$21,144,526	\$22,338,169	689
Platinum	2	\$511,837,458	\$2,757,433	-\$1,933,512	\$23,315,115	981
Russell Investments	5	\$992,708,360	-\$3,300,104	-\$20,728,917	\$11,793,458	1,940
Schroder	2	\$114,198,917	\$7,467,762	\$7,166,089	\$12,300,287	258
SelfWealth	1	\$111,905,255	\$3,056,423	\$876,778	\$197,651	52
StateStreet	17	\$8,399,182,357	\$308,044,564	\$107,298,003	\$472,167,808	27,392
Switzer	3	\$413,233,590	\$14,707,660	\$1,777,473	\$21,794,391	979
The Perth Mint	1	\$576,980,184	-\$5,961,461	-\$6,431,954	\$40,302,706	1,894
VanEck	29	\$8,788,546,011	\$503,928,234	\$245,162,546	\$610,534,579	29,013
Vanguard	30	\$34,936,718,591	\$1,958,678,828	\$1,055,397,385	\$2,368,343,673	146,194

New Funds Issued

Fund Name	Code	AUM	Listing Date	Listing Venue
Magellan High Conviction Trust	MHHT	\$1,044,101,165	31/08/2021	ASX
ETFs Semiconductor ETF	SEMI	\$8,585,000	31/08/2021	ASX
VanEck Bentham GI Cap Se Active ETF (Managed F	GCAP	\$8,040,000	5/08/2021	ASX
Coolabah Active Composite Bond Fund (Hedge Fur	FIXD	\$121,413,825	21/06/2021	CXA
Monash Absolute Active Trust (Hedge Fund)	MAAT	\$31,047,332	10/06/2021	ASX
iShares Core MSCI Australia ESG Leaders ETF	IESG	\$41,948,427	4/06/2021	ASX
Magellan FuturePay	FPAY	\$19,326,036	2/06/2021	CXA
BetaShares Australian Major Bank Hybrids Index E	BHYB	\$32,260,486	23/04/2021	ASX
AllianceBernstein Managed Volatility Equities Fund	AMVE	\$1,639,756,560	6/04/2021	CXA
Elstree Hybrid fund (Managed Fund)	EHF1	\$14,695,557	31/03/2021	CXA
360 Capital Active Value Equity Fund	TAVF	\$0	24/03/2021	CXA
Hyperion Global Growth Companies Fund (Manage	HYGG	\$1,955,131,786	22/03/2021	ASX
BetaShares Climate Change Innovation ETF	ERTH	\$132,427,873	11/03/2021	ASX
VanEck Vectors Global Clean Energy ETF	CLNE	\$80,410,127	10/03/2021	ASX
VanEck Vectors MSCI International Small Compani	QSML	\$21,547,029	10/03/2021	ASX
VanEck Vectors MSCI International Value ETF	VLUE	\$66,722,357	10/03/2021	ASX
Apostle Dundas Global Equity Fund - Class D Units	ADEF	\$9,556,130	24/02/2021	ASX
BetaShares Cloud Computing ETF	CLDD	\$58,570,576	24/02/2021	ASX
Switzer Higher Yield Fund	SHYF	\$18,772,219	23/12/2020	CXA
MFG Core ESG Fund	MCSE	\$14,777,240	15/12/2020	CXA

Contact

Address

CHI-X AUSTRALIA PTY LTD
Level 23, Governor Phillip Tower
1 Farrer Place, Sydney
NSW 2000 Australia

Phone

Phone: +61 2 8078 1700

Online

Email: au.info@chi-x.com
Website: www.chi-x.com.au

About Chi-X Australia

Chi-X is the securities and derivatives exchange transforming the Australian investment market through a focus on customers and innovation. Chi-X delivers easy, cost-effective access to local and global investment opportunities.

©2021, Chi-X Australia Pty Ltd ("Chi-X") ABN 47 129 584 667. All rights reserved. Chi-X is a Chi-X Group trade mark. Chi-X holds an Australian Market Licence and operates a financial market in Australia. This document is not intended to be financial product advice and is provided for informational purposes only. Under no circumstances is it to be used as a basis for, or considered as an offer to, engage in any activity or purchase or sell any security, or as a solicitation or recommendation of the purchase, sale, or offer to purchase or sell any security. To the extent permitted by law Chi-X makes no representations or warranties and excludes all liability in relation to the information contained in this document.

Australian Funds Report



Trading days: 22

Month ending: Tuesday, 31 Aug 2021

Ticker	Fund's Name	MER (% p.a)	AUM (\$m)	AUM (\$m) Change	Funds Inflow / Outflow (\$m)	Value Traded (\$)	Transacted Volume	Number of Trades	Monthly Liquidity %	% Spread *	Bid Depth (A\$'000s) **	Ask Depth (A\$'000s) **	Last	Year High	Year Low	1 Month Total Return	1 Year Total Return	3 Year Total Return (ann.)	5 Year Total Return (ann.)
Equity - Domestic																			
AZ00	Betashares Australia 200 ETF	0.07	1613.34	14.86	-23.02	\$390,310,079	3,077,660	8,444	24.19%	0.05%	\$423.35	\$486.93	127.88	129.16	96.87	2.37%	30.42%	9.21%	0.00%
AMVE	AllianceBernstein Managed Volatility Equities Fund - MVE Class	0.55	1639.76	114.03	36.89	\$110,488	61,149	-	0.01%	0.91%	\$544.30	\$549.24	1.87	3.88	1.70	5.00%	0.00%	0.00%	0.00%
AATC	Betashares S&P/ASX Australian Technology ETF	0.48	221.37	27.35	0.00	\$14,979,015	626,208	1,639	6.77%	0.19%	\$275.95	\$287.70	24.93	25.11	17.80	14.10%	30.68%	0.00%	0.00%
AUMF	Shares Edge MSCI Australia Multifactor ETF	0.30	38.56	-0.12	0.00	\$1,391,298	42,175	85	3.61%	0.67%	\$26.83	\$101.16	32.99	33.57	26.57	-0.30%	24.08%	7.95%	0.00%
AUST	Betashares Managed Risk Australian Share Fund (Managed Fund)	0.45	22.34	0.44	0.05	\$1,677,529	93,960	107	7.58%	0.32%	\$112.70	\$77.31	17.93	18.11	15.17	1.82%	19.41%	4.95%	6.23%
BBOZ	Betashares Australian Strong Bear (Hedge Fund)	1.38	257.00	-4.19	10.97	\$343,246,786	80,397,191	7,689	133.56%	0.25%	\$798.91	\$790.99	4.22	8.99	4.12	-5.80%	-49.76%	-31.15%	-28.16%
BEAR	Betashares Australian Equities Bear (Hedge Fund)	1.38	56.47	9.19	7.12	\$17,117,645	1,908,934	665	30.31%	0.19%	\$256.67	\$8.90	12.27	12.27	8.85	3.16%	25.21%	12.22%	-11.39%
BDVY	VanEck Vectors Morningstar Australian Moat Income ETF	0.35	56.37	2.81	-0.07	\$6,238,078	257,845	218	11.07%	0.14%	\$183.41	\$182.72	24.50	25.11	19.32	5.38%	0.00%	0.00%	0.00%
SEZ0	SPDR S&P/ASX 200 ESG Fund	0.13	34.88	7.91	7.47	\$7,608,766	302,367	327	21.94%	0.24%	\$102.26	\$364.43	25.27	25.58	19.79	5.80%	0.00%	0.00%	0.00%
EIGA	Invest Income Generator Fund (Managed Fund)	0.80	30.13	-0.06	0.33	\$1,167,864	295,559	110	3.88%	0.00%	\$0.00	\$0.00	3.90	4.05	3.08	-0.83%	26.06%	4.67%	0.00%
EINC	Betashares Legg Mason Equity Income Fund (Managed Fund)	0.85	30.24	-0.15	-1.00	\$2,355,893	267,013	71	7.79%	0.00%	\$0.00	\$0.00	8.88	8.95	6.99	2.78%	25.95%	5.24%	0.00%
EX20	Betashares Australian Ex-20 Portfolio Diversifier ETF	0.45	260.17	27.80	14.98	\$18,946,267	909,547	620	7.28%	0.14%	\$563.72	\$786.07	21.23	21.23	16.45	5.52%	27.09%	8.30%	0.00%
ESGR	Betashares Australian Sustainability Leaders ETF	0.45	1183.72	7.10	27.43	\$80,306,519	3,956,531	3,188	6.78%	0.13%	\$274.23	\$794.39	20.73	21.00	16.30	1.82%	24.42%	0.00%	0.00%
GEAR	Betashares Geared Australian Equity Fund (Hedge Fund)	0.80	332.33	20.48	3.48	\$113,244,553	3,900,351	5,126	34.08%	0.08%	\$144.87	\$150.99	29.39	30.00	16.62	5.45%	71.60%	9.64%	13.89%
GRNV	VanEck Vectors MSCI Australian Sustainable Equity ETF	0.35	85.51	21.59	18.93	\$25,166,911	860,523	671	29.43%	0.13%	\$396.68	\$468.17	29.58	29.77	23.45	4.15%	26.68%	10.22%	7.27%
HVST	Betashares Australian Dividend Harvester Fund (Managed Fund)	0.90	176.66	4.14	2.92	\$13,877,038	977,041	956	7.86%	0.14%	\$170.43	\$195.46	14.19	14.54	12.34	1.19%	17.38%	3.71%	0.63%
ILC	Shares S&P/ASX 200 ETF	0.07	1183.72	14.86	-23.02	\$390,310,079	3,077,660	8,444	24.19%	0.05%	\$423.35	\$486.93	127.88	129.16	96.87	2.37%	30.42%	9.21%	0.00%
IHD	Shares S&P/ASX Dividend Opportunities ETF	0.30	293.95	3.67	0.00	\$13,262,332	907,899	968	4.51%	0.16%	\$542.96	\$290.46	14.42	14.87	11.68	-1.23%	21.46%	6.32%	6.16%
IIGF	Intelligent Investor Australian Equity Income Fund (Managed Fund)	0.97	73.69	5.55	0.19	\$1,067,287	338,499	90	1.45%	0.00%	\$0.00	\$0.00	3.29	55.52	2.79	7.87%	0.00%	0.00%	0.00%
ILC	Shares S&P/ASX 200 ETF	0.07	1183.72	14.86	-23.02	\$390,310,079	3,077,660	8,444	24.19%	0.05%	\$423.35	\$486.93	127.88	129.16	96.87	2.37%	30.42%	9.21%	0.00%
IMPQ	Invest Future Impact Small Caps Fund (Managed Fund)	0.99	27.16	5.84	4.72	\$5,088,707	870,730	713	18.74%	0.00%	\$0.00	\$0.00	6.01	6.03	4.30	5.90%	39.88%	5.80%	0.00%
INES	InvestSMART Ethical Share Fund (Managed Fund)	0.97	62.31	4.44	0.86	\$1,295,633	352,934	234	2.08%	0.00%	\$0.00	\$0.00	3.77	3.77	2.79	6.20%	36.18%	0.00%	0.00%
INIF	InvestSMART Australian Equity Income Fund (Managed Fund)	0.97	74.46	26.19	24.35	\$2,753,563	934,888	188	3.70%	0.00%	\$0.00	\$0.00	3.01	3.02	2.10	3.79%	41.66%	8.02%	0.00%
IOZ	Shares Core S&P/ASX 200 ETF	0.07	4011.87	100.41	2.33	\$608,805,998	19,728,303	18,336	15.18%	0.05%	\$607.79	\$799.05	31.07	31.34	23.75	2.51%	29.96%	8.94%	9.72%
ISO	Shares S&P/ASX Small Ordinaries ETF	0.55	150.20	13.87	6.71	\$11,756,430	2,055,214	367	7.83%	0.35%	\$279.04	\$355.85	5.81	6.00	4.63	5.80%	29.80%	5.49%	0.84%
KSM	K2 Australian Small Cap Fund (Hedge Fund)	2.39	10.97	1.09	0.42	\$439,533	149,937	105	2.99%	0.00%	\$0.00	\$0.00	3.02	3.05	2.10	4.86%	56.48%	8.20%	5.92%
MAAT	Monash Absolute Active Trust (Hedge Fund)	2.26	31.05	0.39	-1.56	\$2,311,283	2,177,680	122	7.44%	0.00%	\$0.00	\$0.00	1.09	22.19	1.01	6.34%	0.00%	0.00%	0.00%
MBV	VanEck Vectors Australian BaTF	0.28	180.85	13.00	0.00	\$43,366,178	1,434,328	1,147	23.93%	0.06%	\$436.56	\$356.51	30.11	31.32	25.48	3.96%	41.80%	6.47%	0.00%
MVE	VanEck Vectors S&P/ASX MidCap 50 ETF	0.45	189.33	7.11	0.00	\$9,984,729	271,793	419	5.27%	0.11%	\$540.47	\$497.65	37.57	37.57	27.70	3.90%	31.83%	10.89%	11.73%
MMV	VanEck Vectors Australian Equal Weight ETF	0.30	30.47	0.78	0.00	\$3,040,064	96,956	115	9.98%	0.16%	\$490.75	\$300.11	31.50	31.76	25.83	2.64%	22.85%	7.46%	0.00%
MVR	VanEck Vectors Australian Resources ETF	0.35	132.66	-6.26	0.00	\$8,298,775	274,283	600	6.26%	0.13%	\$386.35	\$304.28	30.08	31.00	26.08	-4.51%	11.28%	9.17%	13.97%
MVVS	VanEck Vectors Small Companies Masters ETF	0.45	77.85	1.91	2.74	\$1,935,684	85,746	149	2.49%	0.20%	\$169.83	\$168.19	23.08	23.25	18.49	6.11%	26.05%	6.58%	7.85%
MVW	VanEck Vectors Australian Equal Weight ETF	0.30	167.60	67.45	14.09	\$68,299,279	2,023,975	3,153	4.07%	0.09%	\$192.05	\$988.90	34.02	34.28	26.76	3.31%	25.60%	7.73%	9.34%
NOZ	SPDR S&P/ASX 200 Financials ex A-REITs Fund	0.45	138.83	8.86	3.29	\$26,646,587	1,223,326	484	19.19%	0.09%	\$388.43	\$357.43	21.90	22.39	14.19	4.29%	47.35%	5.44%	6.44%
NOZ	SPDR S&P/ASX 200 Resource Fund	0.40	116.77	-6.04	5.25	\$17,108,259	1,260,342	655	14.65%	0.14%	\$200.98	\$353.46	13.13	14.62	10.56	-9.20%	19.77%	11.07%	15.58%
OFN	Betashares S&P/ASX 200 Financials Sector ETF	0.35	63.98	6.04	2.69	\$10,772,876	365,843	385	16.84%	0.20%	\$167.11	\$370.10	12.30	12.54	7.92	4.41%	22.77%	6.45%	0.00%
OOZ	Betashares FTSE RAFI Australia 200 ETF	0.40	376.94	8.72	0.00	\$30,279,624	1,997,431	1,060	8.03%	0.16%	\$163.44	\$308.74	15.13	16.00	11.24	2.37%	35.71%	7.77%	9.41%
ORE	Betashares S&P/ASX 200 Resources Sector ETF	0.39	99.59	-6.18	3.09	\$14,384,472	1,915,405	1,270	14.44%	0.23%	\$296.88	\$242.43	7.39	8.23	5.84	-8.77%	22.32%	11.71%	16.27%
RARI	Russell Australian Responsible Investment ETF	0.45	278.68	-14.91	-26.16	\$80,478,248	3,031,610	450	28.88%	0.18%	\$159.65	\$168.26	26.83	26.83	19.68	3.83%	34.23%	6.40%	7.56%
RDI	VanEck Vectors Australian Dividend Leaders ETF	0.35	275.36	5.34	0.91	\$10,196,510	386,719	473	3.71%	0.13%	\$167.41	\$157.49	30.52	30.52	22.52	3.31%	30.20%	6.18%	0.00%
SELF	SelfWealth SMSF Leaders ETF	0.88	111.91	3.06	0.88	\$197,651	3,959	50	0.18%	0.14%	\$198.27	\$244.94	49.92	50.96	39.82	2.00%	21.13%	0.00%	0.00%
SFV	SPDR S&P/ASX 50	0.29	790.57	17.84	1.68	\$28,885,732	425,321	72	3.65%	0.05%	\$355.73	\$307.17	67.38	68.25	51.41	2.09%	29.34%	8.52%	9.23%
SMML	Betashares Australian Small Companies Select Fund (Managed Fund)	0.39	67.10	3.31	1.58	\$3,300,264	799,565	295	4.92%	0.00%	\$0.00	\$0.00	4.16	4.30	3.36	2.72%	28.70%	10.55%	0.00%
SSO	SPDR S&P/ASX 200 SmallCap Fund	0.30	31.33	-0.29	0.00	\$1,158,729	64,799	79	3.79%	0.21%	\$171.27	\$171.27	18.30	18.30	14.44	1.00%	19.40%	0.00%	0.00%
STW	SPDR S&P/ASX 200	0.19	4884.12	180.22	64.99	\$299,643,964	4,280,716	11,482	6.14%	0.04%	\$354.80	\$387.55	70.26	70.91	53.69	2.45%	29.83%	8.90%	9.72%
SWTZ	Switzer Dividend Growth Fund (Managed Fund)	0.89	79.54	0.67	-1.10	\$2,485,647	910,637	170	3.12%	0.00%	\$0.00	\$0.00	2.73	2.90	2.12	2.25%	29.05%	5.58%	0.00%
SYI	SPDR MSCI Australia Select High Dividend Yield Fund	0.35	252.87	5.75	9.12	\$15,466,963	501,621	6,710	6.12%	0.11%	\$311.31	\$307.04	30.40	31.55	23.62	-1.36%	26.19%	5.42%	6.76%
VAS	Vanguard Australian Shares Index ETF	0.14	9497.54	488.60	250.41	\$658,401,494	6,825,911	35,996	6.93%	0.04%	\$221.80	\$482.47	97.06	97.06	73.80	2.63%	30.31%	9.39%	6.91%
VETH	Vanguard Ethically Conscious Australian Shares ETF	0.16	190.69	24.88	17.84	\$21,863,794	358,610	1,476	11.47%	0.13%	\$168.41	\$168.41	61.88	63.50	10.04	4.25%	0.00%	0.00%	0.00%
VHY	Vanguard Australian Shares High Yield ETF	0.25	1909.81	12.10	32.06	\$105,690,033	1,558,614	1,576	5.53%	0.13%	\$168.41	\$168.41	66.79	69.50	49.30	-1.05%	33.10%	7.86%	7.84%
VLC	Vanguard MSCI Australian Large Companies Index ETF	0.20	146.73	5.67	4.67	\$12,124,710	154,997	82	8.26%	0.13%	\$168.41	\$168.41	77.81	84.02	57.99	0.71%	31.88%	9.77%	9.65%
VSO	Vanguard MSCI Australian Small Companies Index ETF	0.30	640.94	35.37	11.53	\$32,715,168	461,107	2,366	5.10%	0.13%	\$168.41	\$168.41	72.08	72.21	55.50	3.			

Ticker	Fund's Name	MER (% p.a)	AUM (\$m)	AUM (\$m) Change	Funds Inflow / Outflow (\$m)	Value Traded (\$)	Transacted Volume	Number of Trades	Monthly Liquidity %	% Spread *	Bid Depth (A\$'000s) **	Ask Depth (A\$'000s) **	Last	Year High	Year Low	1 Month Total Return	1 Year Total Return	3 Year Total Return (ann.)	5 Year Total Return (ann.)	
FOOD	BetaShares Global Agriculture Companies ETF	0.57	46.62	1.06	0.13	\$5,347,145	770,276	737	11.47%	0.35%	\$84.01	\$114.96	7.01	7.71	8.20	5.38	2.04%	33.93%	8.39%	8.20%
FUEL	BetaShares Global Energy Companies ETF - Currency Hedged	0.57	337.04	-0.80	0.00	\$2,986,950	5,546,777	1,247	6.82%	0.46%	\$196.00	\$311.75	4.22	4.77	2.81	-0.24%	28.56%	10.93%	-1.91%	
GDXX	VanEck Vectors Gold Miners ETF	0.53	431.76	-22.04	7.96	\$43,990,329	982,500	1,754	10.19%	0.20%	\$131.37	\$111.22	44.22	59.34	39.33	-6.61%	24.50%	19.95%	5.36%	
GGUS	BetaShares Geared US Equity Fund Currency Hedged (Hedge Fund)	0.80	99.47	17.65	11.05	\$26,566,049	753,986	1,964	26.71%	0.07%	\$97.72	\$94.54	36.84	36.86	17.67	8.07%	73.38%	26.81%	30.16%	
MOAT	VanEck Vectors Morningstar World ex Australia Wide Moat ETF	0.35	20.48	3.20	2.57	\$2,518,035	98,795	258	12.22%	0.15%	\$267.13	\$281.85	25.74	28.10	6.80	0.00%	43.18%	0.00%	0.00%	
HACK	BetaShares Global Cybersecurity ETF	0.67	669.18	65.65	25.25	\$51,039,040	5,116,496	7,058	7.63%	0.18%	\$205.94	\$119.15	10.52	10.55	7.11	6.69%	43.81%	19.34%	0.00%	
HETH	BetaShares Global Sustainability Leaders ETF - Currency Hedged	0.62	139.97	12.07	6.68	\$18,005,767	1,378,295	794	12.86%	0.12%	\$201.25	\$1,064.36	13.36	13.62	9.95	4.21%	30.15%	0.00%	0.00%	
HEUR	BetaShares Europe ETF - Currency Hedged	0.58	50.23	1.38	-0.07	\$2,727,952	198,795	328	5.43%	0.20%	\$193.53	\$288.94	13.86	14.07	9.92	2.97%	33.88%	8.61%	9.73%	
HJPN	BetaShares Japan ETF - Currency Hedged	0.58	75.25	4.88	3.13	\$6,426,151	416,357	388	8.54%	0.17%	\$231.75	\$333.71	15.64	15.64	9.51	0.00%	0.00%	0.00%	0.00%	
HLTH	VanEck Vectors Global Healthcare Leaders ETF	0.45	64.90	11.92	7.79	\$10,542,627	819,499	509	16.24%	0.14%	\$106.25	\$340.21	12.98	21.39	9.51	7.81%	0.00%	0.00%	0.00%	
HNQD	BetaShares NASDAQ 100 ETF - Currency Hedged	0.41	111.85	9.39	3.42	\$14,037,706	417,460	600	12.55%	0.11%	\$347.48	\$414.09	34.89	34.89	25.00	5.82%	27.21%	0.00%	0.00%	
HQLT	BetaShares Global Quality Leaders ETF - Currency Hedged	0.35	30.89	3.37	2.05	\$2,975,862	111,755	210	9.63%	0.47%	\$132.72	\$265.71	27.36	27.36	20.84	4.79%	30.87%	0.00%	0.00%	
HYGG	Hyperion GI Growth Companies Fund (Managed Fund)	0.70	1955.13	232.27	146.52	\$58,264,230	12,911,630	2,539	2.98%	0.41%	\$69.50	\$33.45	4.64	15.00	3.66	4.98%	28.71%	26.61%	27.33%	
IAA	iShares S&P Asia 50 ETF	0.50	830.38	-11.43	-6.50	\$85,326,446	760,328	3,291	10.28%	0.26%	\$181.15	\$140.43	112.13	133.00	97.51	-0.59%	14.79%	10.40%	13.09%	
IEM	iShares MSCI Emerging Markets ETF	0.67	1020.75	54.70	34.52	\$73,646,994	1,048,863	6,159	7.21%	0.15%	\$135.78	\$117.75	70.85	80.00	60.01	2.09%	18.02%	7.85%	9.23%	
IIEU	iShares Europe ETF	0.66	904.75	9.75	6.24	\$8,248,578	75,547	2,654	16.24%	0.28%	\$267.68	\$267.68	75.74	78.23	65.95	3.66%	33.43%	8.28%	11.00%	
IHOQ	iShares Global 100 AUD Hedged ETF	0.43	136.36	10.59	6.38	\$11,040,552	80,984	581	8.10%	0.20%	\$81.69	\$254.36	138.75	156.74	118.22	3.34%	25.77%	14.53%	13.88%	
IHVV	iShares S&P 500 AUD Hedged ETF	0.10	599.48	29.88	7.86	\$55,296,019	1,268,816	2,244	9.22%	0.04%	\$335.86	\$449.16	445.69	515.24	383.07	3.87%	28.67%	14.59%	15.35%	
IHWL	iShares Core MSCI World All Cap AUD Hedged ETF	0.12	252.48	-0.45	-12.50	\$55,191,707	1,276,025	997	21.86%	0.16%	\$499.95	\$897.56	44.22	46.96	34.24	4.76%	35.43%	12.78%	14.66%	
IIND	BetaShares India Quality ETF	0.86	56.17	5.83	1.27	\$2,813,567	91,560	783	16.78%	0.69%	\$126.25	\$100.60	10.60	10.60	7.92	0.00%	0.00%	0.00%	0.00%	
IJH	iShares S&P Midcap ETF	0.07	218.66	8.98	0.61	\$10,165,437	27,327	541	4.65%	0.12%	\$324.78	\$329.31	377.83	375.57	251.43	3.99%	46.36%	11.40%	13.53%	
IJP	iShares MSCI Japan ETF	0.47	431.01	19.54	0.00	\$19,167,195	206,631	1,533	4.45%	0.12%	\$233.06	\$339.65	94.85	94.85	78.05	4.75%	21.19%	6.84%	8.89%	
IJR	iShares S&P Small-Cap ETF	0.07	408.92	32.16	18.55	\$32,065,102	211,129	1,915	7.84%	0.18%	\$167.90	\$235.75	154.09	156.00	95.44	3.61%	54.86%	8.41%	14.06%	
IJRK	iShares S&P Korea Capged Index ETF	0.58	82.59	11.87	0.82	\$11,400,846	257,500	603	11.82%	0.48%	\$118.47	\$181.27	27.07%	27.07%	20.69%	0.00%	0.00%	0.00%	0.00%	
INCM	BetaShares Global Income Leaders ETF	0.45	20.24	1.54	1.12	\$865,675	58,136	86	4.28%	0.30%	\$31.63	\$100.40	14.94	15.39	11.95	2.26%	27.94%	0.00%	0.00%	
IIOO	iShares S&P Global 100 ETF	0.40	2546.21	133.06	35.09	\$89,981,931	894,106	12,789	3.53%	0.08%	\$70.92	\$71.38	102.02	102.98	76.01	4.06%	28.52%	16.43%	16.80%	
IIVE	iShares MSCI EAFE ETF	0.31	447.93	15.40	1.22	\$13,167,894	119,842	714	2.94%	0.15%	\$492.84	\$532.43	110.86	111.52	87.00	3.28%	27.48%	7.93%	9.30%	
IIVV	iShares S&P 500 ETF	0.04	5000.84	213.26	8.23	\$280,726,728	477,173	12,118	9.77%	0.23%	\$123.18	\$123.18	620.56	624.34	463.66	0.00%	32.04%	12.53%	12.53%	
IWLD	iShares Core MSCI World All Cap ETF	0.09	200.95	23.98	14.64	\$26,504,131	617,914	836	13.19%	0.14%	\$270.20	\$691.00	43.66	46.33	35.50	5.28%	37.24%	13.94%	14.77%	
IXI	iShares S&P Global Consumer Staples ETF	0.47	139.70	2.94	1.28	\$7,704,601	90,799	841	5.52%	0.20%	\$141.39	\$95.55	85.12	87.34	69.86	2.18%	14.43%	9.21%	6.97%	
IXIH	iShares S&P Global Healthcare ETF	0.47	1043.35	64.93	21.27	\$44,177,730	368,431	7,095	4.23%	0.11%	\$130.78	\$171.30	120.80	124.97	94.15	4.46%	23.39%	13.70%	13.40%	
IIZZ	iShares FTSE China Large-Cap ETF	0.74	178.99	57.26	56.39	\$79,648,120	1,444,137	1,443	44.50%	0.23%	\$182.73	\$201.81	54.79	70.59	52.47	0.72%	7.07%	0.00%	41.88%	
ILNAS	iShares Ultra Long Nasdaq 100 Hedge Fund	1.00	10.25	1.19	-0.01	\$4,097,913	330,365	475	40.00%	0.12%	\$127.44	\$145.34	13.29	17.98	9.41	13.20%	57.17%	0.00%	0.00%	
ILPGD	iShares Ultra Long Nasdaq 100 Hedge Fund	1.20	221.19	16.47	10.67	\$4,260,251	1,324,653	211	1.93%	0.00%	\$0.00	\$0.00	3.27	3.27	2.37	2.83%	0.00%	0.00%	0.00%	
ISMAET	Munro Global Growth Fund (Hedge Fund)	1.35	142.46	26.43	21.14	\$23,338,169	4,140,928	688	15.68%	0.00%	\$0.00	\$0.00	5.51	5.52	2.63	4.55%	0.00%	0.00%	0.00%	
IMCSE	MFG Core ESG Fund	0.50	14.78	0.66	0.18	\$732,539	171,969	10	4.96%	0.47%	\$204.10	\$199.60	4.27	5.78	3.42	0.00%	0.00%	0.00%	0.00%	
IMCSG	MFG Core International Fund	0.50	15.51	1.03	0.82	\$338,781	82,013	13	2.18%	0.48%	\$204.61	\$195.16	4.15	5.31	3.39	1.47%	0.00%	0.00%	0.00%	
IMCSI	MFG Core Infrastructure Fund	0.50	318.92	-49.54	-54.08	\$104,624	63,566	17	0.03%	0.56%	\$490.97	\$169.00	1.65	3.53	1.57	0.00%	0.00%	0.00%	0.00%	
IMGOC	Magellan Global Fund - Open Class Units (Managed Fund)	1.35	14730.33	79.15	-185.70	\$87,874,553	31,257,506	2,328	0.60%	0.49%	\$444.63	\$320.21	2.80	2.93	2.39	0.72%	0.00%	0.00%	0.00%	
IMHG	Magellan Global Equities Fund Currency Hedged (Managed Fund)	1.35	339.78	0.42	-2.19	\$24,745,360	6,325,111	704	7.28%	0.38%	\$228.44	\$353.20	3.93	3.98	3.46	0.77%	10.13%	10.53%	12.47%	
IMHHT	Magellan High Conviction Trust	1.50	1044.10	1044.10	1044.10	\$15,376,154	8,426,977	121	1.47%	0.00%	\$0.00	\$115.67	1.82	1.83	1.82	0.00%	0.00%	0.00%	0.00%	
IMKAX	Montaka Global Extension Fund	1.25	44.59	1.94	0.03	\$257,962	67,718	33	0.58%	0.00%	\$0.00	\$0.00	3.97	3.97	3.22	4.47%	16.55%	0.00%	0.00%	
IMQAT	BetaShares Global Gold Miners ETF - Currency Hedged	0.57	46.62	1.06	0.13	\$5,347,145	770,276	737	11.47%	0.35%	\$84.01	\$114.96	7.01	7.71	8.20	5.38	2.04%	33.93%	8.39%	8.20%
MOAT	VanEck Vectors Morningstar Wide Moat ETF	0.49	362.66	30.08	21.00	\$30,061,711	288,890	2,629	8.29%	0.17%	\$395.67	\$695.97	104.99	106.81	74.61	2.73%	38.18%	19.16%	18.70%	
MOGL	Montgomery Global Equities Fund (Managed Fund)	1.32	86.96	2.81	-1.13	\$1,665,878	427,202	101	1.92%	0.00%	\$0.00	\$0.00	4.02	4.04	3.22	4.69%	23.37%	7.76%	0.00%	
MSMR	Morningstar International Shares Active ETF (Managed Fund)	0.39	158.26	5.13	2.81	\$6,153,231	653,170	387	3.89%	0.32%	\$463.72	\$464.44	9.36	11.53	8.71	1.52%	28.10%	0.00%	0.00%	
MSXUF	Magellan Ultra-Fund	0.50	8.55	0.59	0.11	\$142,670	49,263	8	1.67%	0.70%	\$87.63	\$83.14	2.93	3.33	2.61	0.00%	0.00%	0.00%	0.00%	
INDIA	iShares FTSE India Nifty 50 ETF	1.00	23.25	3.71	1.84	\$3,542,137	58,571	261	15.23%	0.41%	\$295.53	\$295.50	62.00	62.62	42.47	9.54%	44.35%	0.00%	0.00%	
INDQ	BetaShares NASDAQ 100 ETF	0.48	2328.07	238.63	109.06	\$183,499,107	5,542,957	27,416	7.88%	0.06%	\$909.05	\$655.58	34.08	34.17	24.57	6.20%	29.76%	25.87%	27.10%	
IPAXX	Platinum Asia Fund (Quoted Managed Hedge Fund)	1.10	145.06	-1.43	-3.29	\$10,624,614	2,211,427	373	7.32%	0.72%	\$123.84	\$465.57	4.79	6.35	4.64	1.27%	11.74%	10.96%	0.00%	
IQHAI	VanEck Vectors MSCI World Ex-Australia Quality (Hedged) ETF	0.43	391.09	36.31	16.57	\$27,916,042	676,063	853	7.14%	0.28%	\$784.21	\$1,646.05	42.13	42.15	30.01	5.56%	31.74%	0.00%	0.00%	
IQILY	BetaShares Global Quality Leaders ETF	0.35	204.28	24.86	15.68	\$17,219,913	699,002	1,399	8.43%	0.16%	\$121.10	\$116.47	25.08	25.48	19.45	5.11%	31.14%	0.00%	0.00%	
IQMIX	SPDR MSCI World Quality Mix Fund	0.40	26.79	1.42	0.40	\$1,328,026	51,925	77	4.96%	0.25%	\$252.67	\$253.44	25.95	26.36	20.10	4.05%	28.03%			

Ticker	Fund's Name	MER (% p.a)	AUM (\$m)	AUM (\$m) Change	Funds Inflow / Outflow (\$m)	Value Traded (\$)	Transacted Volume	Number of Trades	Monthly Liquidity %	% Spread *	Bid Depth (A\$'000s) **	Ask Depth (A\$'000s) **	Last	Year High	Year Low	1 Month Total Return	1 Year Total Return	3 Year Total Return (ann.)	5 Year Total Return (ann.)
MICH	Magellan Infrastructure Fund (Currency Hedged) (Managed Fund)	1.05	862.36	23.10	11.72	\$26,570,756	8,900,025	1,688	3.08%	0.55%	\$297.83	\$60.23	2.99	3.06	2.61	1.36%	12.24%	5.74%	6.81%
VBID	Vanguard Global Infrastructure Index ETF	0.47	170.20	7.84	3.36	\$24,780,791	406,667	1,066	14.56%				61.15	63.20	50.38	2.76%	18.86%	0.00%	0.00%
Property																			
DJRE	SPDR Dow Jones Global Select Real Estate Fund	0.50	503.25	20.44	10.81	\$22,582,048	949,844	2,282	4.49%	0.11%	\$633.54	\$670.91	24.03	24.34	17.50	1.99%	37.24%	5.66%	4.33%
MVA	VanEck Vectors Australian Property ETF	0.35	596.50	52.08	13.71	\$30,408,132	1,267,997	1,376	5.10%	0.10%	\$382.79	\$376.79	24.91	24.98	19.24	7.05%	31.82%	8.90%	6.76%
RINC	VanEck Vectors FTSE4Good Property (Hedged) ETF	0.45	107.37	6.07	5.05	\$9,359,438	402,886	1,093	7.79%	0.39%	\$411.83	\$609.92	21.04	21.04	15.00	0.00%	2.23%	0.00%	0.00%
RINC	BetaShares Legg Mason Real Income Fund (Managed Fund)	0.85	60.10	5.46	2.18	\$3,820,635	428,298	265	6.36%	0.00%	\$0.00	\$0.00	9.19	9.19	7.59	6.00%	23.84%	6.15%	0.00%
SFL	SPDR S&P/ASX 200 Listed Property Fund	0.40	670.41	41.29	0.00	\$18,399,587	1,395,434	1,640	2.74%	0.14%	\$300.82	\$261.93	13.64	13.65	10.61	6.56%	31.95%	7.35%	5.00%
IVAP	Vanguard Australian Property Securities Index ETF	0.23	2344.21	178.04	33.64	\$104,326,449	1,154,998	11,520	4.45%	0.08%	\$36.81	\$124.98	93.45	93.45	71.85	6.67%	34.18%	8.42%	7.07%
Fixed Income - Domestic																			
AGVT	BetaShares Australian Government Bond ETF	0.22	178.15	0.21	0.00	\$7,338,649	141,088	484	4.12%	0.13%	\$429.21	\$395.87	52.01	53.32	49.24	0.21%	0.88%	0.00%	0.00%
BHYB	BetaShares Australian Major Bank Hybrids Index ETF	0.35	32.26	14.08	14.11	\$16,084,154	1,596,485	358	49.86%	0.20%	\$105.11	\$172.15	10.08	10.17	9.95	0.00%	0.00%	0.00%	0.00%
BND5	BetaShares Legg Mason Australian Bond Fund (Managed Fund)	0.42	190.25	5.30	5.44	\$10,208,069	376,016	591	5.37%	0.13%	\$88.13	\$195.42	27.16	27.60	26.16	0.05%	1.25%	0.00%	0.00%
BOND	SPDR S&P/ASX Australian Bond Fund	0.24	45.35	0.00	-0.03	\$3,702,770	132,573	181	8.16%	0.12%	\$40.37	\$41.36	27.92	28.73	26.95	0.07%	0.72%	4.51%	2.90%
CBED	BetaShares Australian Investment Grade Bond ETF	0.25	520.46	12.27	13.20	\$38,518,408	1,405,364	1,725	7.40%	0.18%	\$212.70	\$254.58	27.40	28.35	26.71	0.07%	4.27%	6.89%	0.00%
FLOT	VanEck Vectors Australian Floating Rate ETF	0.22	269.44	7.82	8.03	\$18,709,902	745,951	674	6.94%	0.08%	\$251.49	\$141.04	25.08	25.19	25.02	0.00%	0.76%	1.64%	0.00%
FIXD	Coolabah Active Composite Bond Fund (Managed Fund)	0.40	121.45	44.42	40.00	\$7,000,484	253,616	623	6.34%	0.11%	\$200.44	\$200.44	30.00	30.00	2.00	0.43%	0.00%	0.00%	0.00%
GOVT	SPDR S&P/ASX Australian Government Bond Fund	0.22	30.95	2.82	2.79	\$1,064,497	38,221	124	3.44%	0.15%	\$148.40	\$208.36	27.87	28.84	26.82	0.11%	0.70%	4.59%	2.94%
HBRD	BetaShares Active Australian Hybrids Fund	0.55	1345.25	54.75	61.00	\$118,653,666	11,535,346	3,324	8.82%	0.15%	\$211.40	\$63.23	10.28	10.33	10.05	-0.28%	4.14%	3.55%	0.00%
IHAF	iShares Core Composite Bond ETF	0.20	1809.95	-40.47	-42.40	\$180,777,675	1,576,545	4,274	9.99%	0.05%	\$103.74	\$87.26	114.72	117.45	111.30	0.10%	0.79%	4.24%	2.93%
ICOR	iShares Core Corporate Bond ETF	0.15	686.97	13.85	14.54	\$2,109,773	13,011	111	13.13%	0.09%	\$55.02	\$55.02	102.00	102.00	101.00	0.00%	0.00%	0.00%	0.00%
IGB	iShares Treasury ETF	0.26	82.12	-34.90	-35.16	\$51,370,908	460,016	481	62.56%	0.06%	\$789.06	\$596.53	111.89	114.71	107.52	0.22%	0.43%	4.33%	2.71%
ILB	iShares Government Inflation ETF	0.26	287.48	6.66	7.43	\$18,128,270	134,095	636	6.31%	0.21%	\$139.29	\$211.58	135.03	136.88	125.93	0.27%	3.93%	5.77%	3.83%
PLUS	VanEck Vectors Australian Corporate Bond Plus ETF	0.32	265.19	-17.43	-17.88	\$34,707,029	1,841,051	573	13.09%	0.21%	\$162.64	\$230.84	18.94	19.43	18.42	0.16%	3.53%	5.30%	0.00%
RCON	Russell Australian Corporate Bond ETF	0.22	696.97	10.16	10.42	\$34,775,577	1,315,489	2,139	4.92%	0.09%	\$260.48	\$267.85	26.05	26.23	25.93	0.00%	0.88%	2.17%	0.00%
RICB	Russell Australian Select Corporate Bond ETF	0.28	278.71	5.78	6.17	\$12,295,956	597,105	618	4.41%	0.23%	\$26.28	\$29.74	20.58	21.04	20.47	-0.15%	0.37%	3.79%	3.22%
RIGB	Russell Australian Government Bond ETF	0.24	90.46	0.24	-0.12	\$3,742,716	166,200	190	4.14%	0.15%	\$209.30	\$269.87	22.59	23.39	21.92	0.40%	1.28%	5.49%	3.09%
RSM	Russell Australian Semi-Government Bond ETF	0.26	69.31	0.25	0.28	\$5,055,558	243,536	210	7.29%	0.23%	\$147.72	\$74.00	20.77	21.42	20.57	-0.05%	0.50%	3.66%	2.63%
SCHF	Swish Active Composite Bond Fund (Managed Fund)	0.40	188.77	6.87	6.00	\$7,083,404	223,539	559	37.73%	0.13%	\$457.83	\$473.99	25.05	25.05	21.82	-0.06%	0.00%	0.00%	0.00%
SUBD	VanEck Vectors Australian Subordinated Debt ETF	0.29	195.05	5.76	6.10	\$11,681,768	460,110	339	5.99%	0.10%	\$241.58	\$254.82	25.05	25.44	24.93	-0.02%	3.12%	0.00%	0.00%
TACT	Janus Henderson Tactical Income Active ETF	0.45	71.27	3.11	3.18	\$6,805,054	138,963	106	9.55%	0.09%	\$332.67	\$439.80	48.95	50.65	48.90	-0.10%	1.66%	0.00%	0.00%
EHF1	Eltree Hybrid Fund (Managed Fund)	0.62	14.70	1.95	1.95	\$2,169,674	424,017	27	14.76%	0.35%	\$310.05	\$993.26	5.12	5.13	3.87	0.00%	0.00%	0.00%	0.00%
VACF	Vanguard Australian Corporate Fixed Interest Index ETF	0.26	644.96	29.47	29.24	\$48,225,696	899,016	1,513	7.48%	0.09%	\$346.34	\$1,430.23	53.66	56.00	52.70	0.04%	2.25%	4.18%	2.85%
VIAF	Vanguard Australian Fixed Interest Index ETF	0.20	1457.03	-6.71	-6.14	\$66,520,865	1,300,544	3,051	4.57%	0.08%	\$770.32	\$441.50	51.13	52.82	49.82	-0.04%	0.65%	4.18%	2.85%
VIGB	Vanguard Australian Government Bond Index ETF	0.20	546.69	0.52	0.00	\$28,612,460	546,414	1,699	5.23%	0.07%	\$211.40	\$211.40	52.37	54.09	50.61	0.10%	0.51%	4.36%	2.87%
VKAP	Activex Kapstream AR	0.55	9.75	0.00	0.00	\$636,116	6,371	1	6.52%				99.80	102.47	99.40	0.01%	1.31%	0.00%	0.00%
Fixed Income - International																			
EBND	VanEck Vectors Emerging Income Opportunities Active ETF (Managed Fund)	0.95	105.02	11.72	11.56	\$11,250,995	981,017	415	10.71%	0.00%	\$0.00	\$0.00	11.56	11.79	10.96	0.56%	5.87%	0.00%	0.00%
ECAS	iInvest Cash Booster Fund (ECAS)	0.15	0.00	-8.91	-8.91	\$0	\$0						49.54	49.49		-100.00%	-99.31%	0.00%	0.00%
ECOR	iInvest Core Instor Fund (Managed Fund) (ECOR)	0.45	0.00	-5.38	-5.38	\$1,688,948	\$0						50.79	50.79		0.00%	0.00%	0.00%	0.00%
EMAX	iInvest Income Maximiser Fund (Managed Fund) (EMAX)	0.65	2.41	0.25	0.25	\$0	\$0						47.87	48.95	47.87	0.19%	5.17%	0.00%	0.00%
GBND	BetaShares Sustainability Leaders Diversified Bond ETF - Currency Hedged	0.49	164.00	9.99	10.11	\$10,538,534	415,773	194	6.43%	0.27%	\$70.07	\$200.31	25.28	26.19	24.77	-0.08%	0.82%	0.00%	0.00%
GCAP	VanEck Benthem GI Cap Se Active ETF (Managed Fund)	0.59	8.04	8.04	8.04	\$7,513,699	747,432	298	93.45%	0.09%	\$6.49	\$12.08	10.05	10.09	10.02	0.00%	0.00%	0.00%	0.00%
GGOV	BetaShares Global Government Bond 20-Year ETF - Currency Hedged	0.23	3.72	0.00	0.00	\$172,612	557,485	19	4.64%	0.53%	\$57.40	\$55.95	23.18	24.84	21.82	-0.77%	-1.30%	0.00%	0.00%
IICB	iShares Core Global Corporate Bond (AUD Hedged) ETF	0.26	282.61	4.41	4.48	\$16,436,977	147,209	696	5.82%	0.35%	\$266.52	\$72.39	112.00	119.43	109.70	-0.03%	2.07%	5.32%	3.27%
IIEB	iShares J.P.Morgan USD Emerging Markets Bond (AUD Hedged) ETF	0.51	45.76	0.20	-0.13	\$3,554,033	35,266	232	7.77%	0.59%	\$6.86	\$15.11	101.75	105.40	97.75	0.73%	3.37%	5.44%	2.90%
IHHY	iShares Global High Yield Bond (AUD Hedged) ETF	0.56	126.01	4.99	4.19	\$8,510,517	81,623	480	6.75%	0.36%	\$86.28	\$37.04	104.70	107.00	97.29	0.66%	7.25%	3.99%	4.30%
INVS	The Schroder Absolute Return Income (Managed Fund)	0.54	158.58	4.21	4.21	\$9,043,296	93,624	161	15.11%	0.18%	\$211.40	\$239.90	9.90	10.04	9.00	0.00%	0.00%	0.00%	0.00%
VBND	Vanguard Global Aggregate Bond Index (Hedged) ETF	0.20	445.78	19.26	19.35	\$29,231,463	596,929	851	6.56%	0.10%	\$211.40	\$211.40	48.98	54.65	48.00	-0.02%	0.49%	4.16%	0.00%
VCF	Vanguard International Credit Securities Index (Hedged) ETF	0.30	208.37	-1.37	-2.06	\$19,797,136	434,230	873	9.50%	0.24%	\$162.64	\$162.64	45.77	51.59	44.77	0.33%	1.62%	4.91%	2.94%
VDEF	Vanguard Ethically Conscious Global Aggregate Bond Index (Hedged) ETF	0.26	65.22	2.01	1.98	\$2,460,986	49,322	232	3.77%	0.09%	\$211.40	\$211.40	49.91	56.00	48.90	0.04%	0.30%	0.00%	0.00%
VXRO	ActiveX Ardea Real Outcome Bond Fund (Managed Fund)	0.50	809.49	42.19	44.55	\$4,221,053.95	2,092,182.00	2,609.00	0.07				25.88	27.09	25.79	-0.31%	1.47%	0.00%	0.00%
Cash Products																			
AAA	BetaShares Australian High Interest Cash ETF	0.18	2,143.60	11.22	0.15	\$22,606,851.79	6,442,234.00	2,497.00	11.22	0.02%	\$39,607.99	\$40,075.40	50.08	50.10	50.06	0.03%	0.42%	1.09%	1.43%
BEU	BetaShares Euro Cash ETF	0.07	412.73	4.43	-4.51	\$22,426,486	223,707	55	5.43%	0.02%	\$19,066.53	\$19,233.31	100.26	100.26	100.26	0.00%	0.06%	0.00%	0.00%
SEC	iShares Enhanced Cash ETF	0.12	252.05	11.14	11.14	\$40,966,098	407,574	444	16.25%	0.02%	\$18,174.20	\$19,500.35	100.51	100.56	100.46	0.01%	0.20%	1.03%	0.00%
Mixed Asset																			
DBBF	BetaShares Diversified Balanced ETF	0.26	8.09	1.53	1.36	\$1,247,603	46,914	71	15.42%	0.23%	\$262.80	\$266.17	26.80	26.99	24.29	2.68%	14.56%	0.00%	0.00%
DGGF	BetaShares Diversified Growth ETF	0.26	10.02	0.36	0.00	\$641,471	23,469	131											