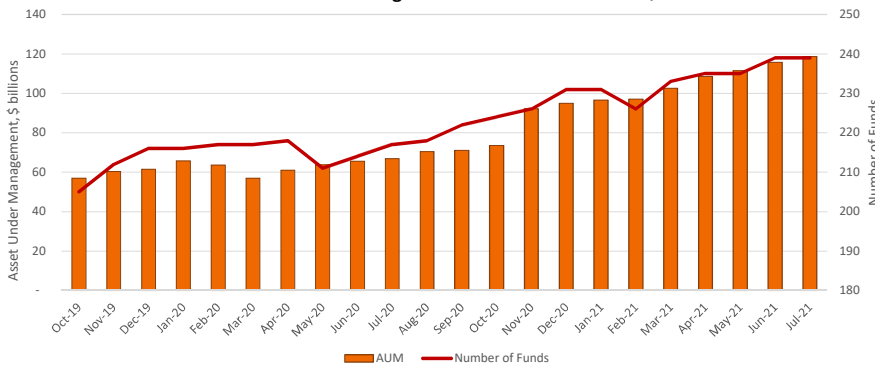




Asset Under Management & Number of Funds Quoted



Market Summary

Chi-X Market Share  
33%

Asset Under Management  
\$118,722,187,029  
(+2.6% since Jun-2021)

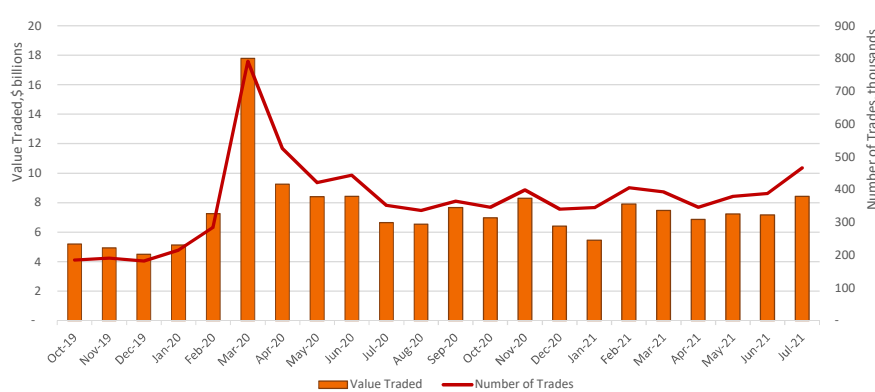
Number of Funds  
239  
(+0.0% since Jun-2021)

Avg. # of Transactions / Day  
21,171  
(+14.5% since Jun-2021)

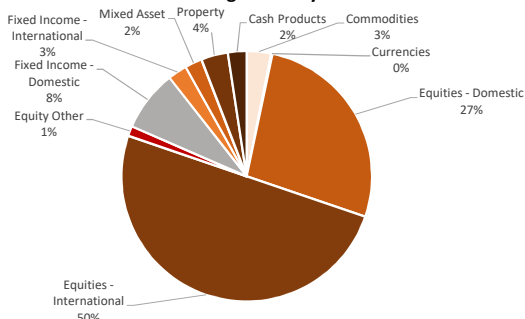
Avg. Daily Value  
\$383,272,596  
(+12.2% since Jun-2021)

Trading Days  
22

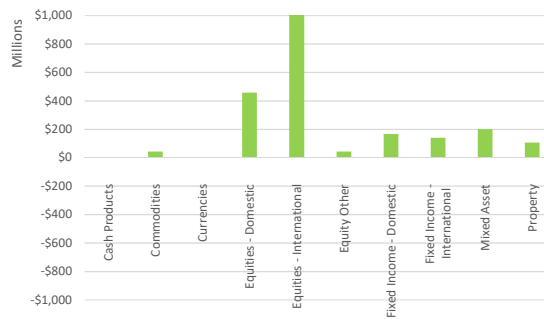
Value Traded & Number of Trades



Asset Under Management by Asset Class



Monthly Funds Flow by Asset Class



Asset Classes	# of Funds	AUM	Avg. Daily Transactions	Avg. Daily Value
Cash Products	3	\$2,790,436,831	148	\$17,113,465
Commodities	8	\$3,619,074,148	679	\$11,012,142
Currencies	5	\$187,833,773	47	\$1,153,233
Equities - Domestic	56	\$32,556,176,326	5,609	\$121,223,398
Equities - International	107	\$59,536,403,397	11,217	\$169,480,724
Equity Other	3	\$1,460,114,774	191	\$3,221,939
Fixed Income - Domestic	26	\$9,187,818,231	1,046	\$28,454,547
Fixed Income - International	15	\$2,865,419,227	403	\$10,828,157
Mixed Asset	10	\$2,541,342,942	1,107	\$11,673,173
Property	6	\$3,977,567,380	723	\$8,987,992

## Issuer Summary

Issuer	# of Funds	AUM	AUM Change	Funds Flow	Value Traded	Trades
360 Capital	1	\$295,532	\$0	\$0	\$0	0
AllianceBernstein	1	\$1,525,723,262	\$7,360,430	\$15,842,904	\$0	0
Antipodes / Pinnacle	1	\$26,189,101	\$2,517,697	\$2,641,631	\$489,514	33
BetaShares	63	\$18,532,033,195	\$525,713,116	\$792,392,173	\$2,328,929,828	137,708
Coolabah	1	\$77,326,633	\$1,240,264	\$0	\$0	0
Einvest	5	\$70,548,931	\$4,837,456	\$4,910,279	\$7,727,471	738
Elstree	1	\$12,749,957	\$3,021,957	\$3,021,957	\$2,890,492	32
ETFS	16	\$3,910,534,911	\$285,787,072	\$159,108,413	\$352,855,479	28,687
Fidante	2	\$777,045,494	\$53,134,155	\$53,603,979	\$65,461,478	2,309
Fidelity	1	\$276,378,128	\$2,814,620	\$10,208,228	\$15,098,230	975
Hyperion / Pinnacle	1	\$1,722,857,908	\$111,177,925	\$92,737,651	\$0	0
InvestSmart	3	\$174,277,630	\$16,139,681	\$9,939,166	\$6,441,537	453
iShares	36	\$22,298,692,817	\$364,630,830	\$359,798,705	\$1,566,168,735	83,774
Janus Henderson	1	\$68,157,432	\$2,934,693	\$3,943,765	\$6,629,751	108
K2	2	\$22,009,928	\$1,420,018	\$1,377,573	\$1,544,635	137
Loftus Peak	1	\$204,722,379	\$7,957,740	\$8,574,557	\$4,156,731	211
Magellan	9	\$16,540,096,634	\$240,540,686	\$123,406,413	\$148,622,390	5,323
Monash	1	\$30,659,508	-\$859,188	\$324,612	\$0	0
Montaka	1	\$42,645,675	\$2,057,047	\$1,072,417	\$65,401	30
Montgomery	1	\$84,144,634	\$1,828,857	-\$372,100	\$1,788,713	112
MorningStar	1	\$153,130,241	\$16,386,901	\$42,438,969	\$46,809,777	581
Munro	1	\$116,035,719	\$22,012,690	\$27,395,046	\$37,651,068	606
Platinum	2	\$509,080,025	-\$4,645,715	\$10,285,881	\$18,647,426	1,017
Russell Investments	5	\$996,008,464	\$6,774,607	\$3,100,963	\$63,252,670	1,841
Schroder	2	\$106,731,155	\$3,263,741	\$4,215,799	\$11,237,138	279
SelfWealth	1	\$108,848,831	\$1,170,287	-\$143,681	\$217,505	44
StateStreet	17	\$8,091,137,793	\$107,487,650	-\$5,575,006	\$435,562,544	22,648
Switzer	3	\$398,525,930	-\$15,475,045	-\$19,496,425	\$41,953,077	890
The Perth Mint	1	\$582,941,645	\$29,517,862	-\$3,119,951	\$24,050,224	1,299
VanEck	28	\$8,284,617,777	\$242,207,108	\$173,988,180	\$690,838,003	26,342
Vanguard	30	\$32,978,039,764	\$988,808,274	\$967,897,989	\$2,439,398,778	144,091

## New Funds Issued

Fund Name	Code	AUM	Listing Date	Listing Venue
Coolabah Active Composite Bond Fund (Hedge Fund)	FIXD	\$77,326,633	21/06/2021	CXA
Monash Absolute Active Trust (Hedge Fund)	MAAT	\$30,659,508	10/06/2021	ASX
iShares Core MSCI Australia ESG Leaders ETF	IESG	\$14,148,026	4/06/2021	ASX
Magellan FuturePay	FPAY	\$18,578,270	2/06/2021	CXA
BetaShares Australian Major Bank Hybrids Index ETF	BHYB	\$18,181,687	23/04/2021	ASX
AllianceBernstein Managed Volatility Equities Fund	AMVE	\$1,525,723,262	6/04/2021	CXA
Elstree Hybrid fund (Managed Fund)	EHF1	\$12,749,957	31/03/2021	CXA
360 Capital Active Value Equity Fund	TAVF	\$295,532	24/03/2021	CXA
Hyperion Global Growth Companies Fund (Managed Fund)	HYGG	\$1,722,857,908	22/03/2021	ASX
BetaShares Climate Change Innovation ETF	ERTH	\$105,889,898	11/03/2021	ASX
VanEck Vectors Global Clean Energy ETF	CLNE	\$66,464,024	10/03/2021	ASX
VanEck Vectors MSCI International Small Companies ETF	QSML	\$20,709,989	10/03/2021	ASX
VanEck Vectors MSCI International Value ETF	VLUE	\$58,700,304	10/03/2021	ASX
Apostle Dundas Global Equity Fund - Class D Units	ADEF	\$8,379,746	24/02/2021	ASX
BetaShares Cloud Computing ETF	CLDD	\$47,599,291	24/02/2021	ASX
Switzer Higher Yield Fund	SHYF	\$25,641,635	23/12/2020	CXA
MFG Core ESG Fund	MCSE	\$14,117,216	15/12/2020	CXA
MFG Core International Fund	MCSG	\$14,477,856	15/12/2020	CXA
MFG Core Infrastructure Fund	MCSI	\$368,458,703	15/12/2020	CXA
Magellan Sustainable Fund	MSUF	\$7,953,392	15/12/2020	CXA

## Contact

Address

**CHI-X AUSTRALIA PTY LTD**  
Level 23, Governor Phillip Tower  
1 Farrer Place, Sydney  
NSW 2000 Australia

Phone

Phone: +61 2 8078 1700

Online

Email: [au.info@chi-x.com](mailto:au.info@chi-x.com)  
Website: [www.chi-x.com.au](http://www.chi-x.com.au)

## About Chi-X Australia

Chi-X is the securities and derivatives exchange transforming the Australian investment market through a focus on customers and innovation. Chi-X delivers easy, cost-effective access to local and global investment opportunities.

©2021, Chi-X Australia Pty Ltd ("Chi-X") ABN 47 129 584 667. All rights reserved. Chi-X is a Chi-X Group trade mark. Chi-X holds an Australian Market Licence and operates a financial market in Australia. This document is not intended to be financial product advice and is provided for informational purposes only. Under no circumstances is it to be used as a basis for, or considered as an offer to, engage in any activity or purchase or sell any security, or as a solicitation or recommendation of the purchase, sale, or offer to purchase or sell any security. To the extent permitted by law Chi-X makes no representations or warranties and excludes all liability in relation to the information contained in this document.





