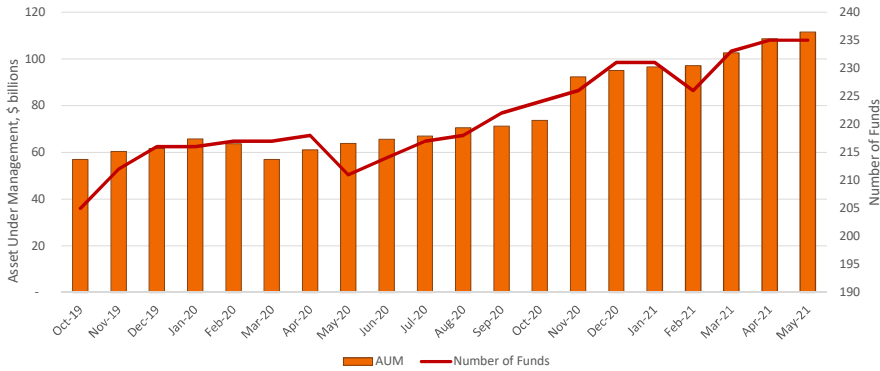
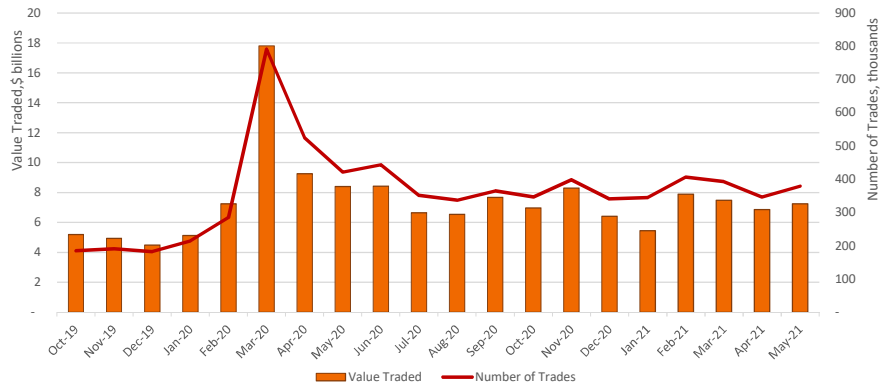




Asset Under Management & Number of Funds Quoted



Value Traded & Number of Trades



Market Summary

Chi-X Market Share  
35%

Asset Under Management  
\$111,490,049,804  
(+2.6% since Apr-2021)

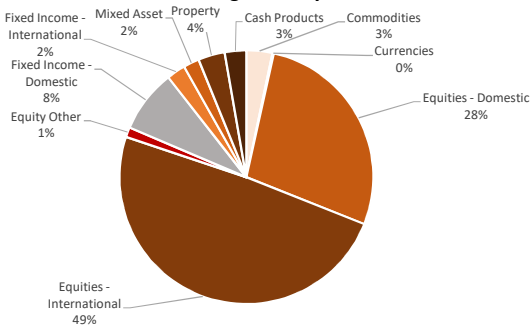
Number of Funds  
235  
(+0.0% since Apr-2021)

Avg. # of Transactions / Day  
18,039  
(+4.2% since Apr-2021)

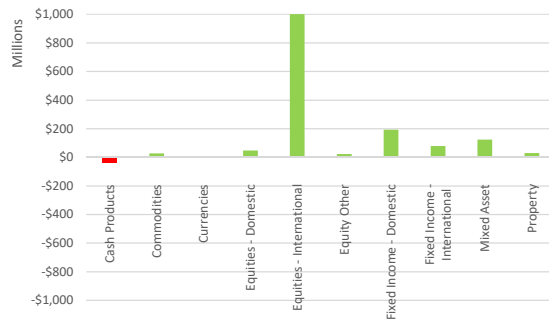
Avg. Daily Value  
\$344,827,859  
(+0.5% since Apr-2021)

Trading Days  
21

Asset Under Management by Asset Class



Monthly Funds Flow by Asset Class



Asset Classes	# of Funds	AUM	Avg. Daily Transactions	Avg. Daily Value
Cash Products	3	\$2,971,743,598	157	\$17,250,153
Commodities	8	\$3,601,582,982	804	\$17,111,677
Currencies	5	\$182,851,621	43	\$1,664,108
Equities - Domestic	54	\$31,333,490,380	5,587	\$124,068,141
Equities - International	106	\$54,814,555,021	8,447	\$124,069,055
Equity Other	3	\$1,368,541,771	196	\$3,075,231
Fixed Income - Domestic	25	\$8,726,059,304	926	\$29,901,076
Fixed Income - International	15	\$2,608,253,089	389	\$11,924,001
Mixed Asset	10	\$2,186,907,993	851	\$9,162,323
Property	6	\$3,696,064,044	711	\$7,528,062

## Issuer Summary

Issuer	# of Funds	AUM	AUM Change	Funds Flow	Value Traded	Trades
360 Capital	1	\$322,100	\$84,798	\$84,798	\$0	0
AllianceBernstein	1	\$1,442,843,513	\$11,374,382	\$11,374,382	\$0	0
Antipodes / Pinnacle	1	\$25,765,524	\$779,398	\$501,333	\$532,775	18
BetaShares	63	\$17,269,755,963	\$539,074,218	\$447,703,509	\$2,067,462,633	111,139
Einvest	5	\$62,557,202	\$3,959,385	\$3,658,852	\$3,767,074	382
Elstree	1	\$8,704,000	\$5,554,400	\$5,529,600	\$5,531,342	32
ETF5	16	\$3,722,239,183	\$258,987,174	\$84,830,820	\$369,320,482	23,623
Fidante	2	\$673,921,496	\$52,182,107	\$51,486,894	\$57,172,516	2,223
Fidelity	1	\$256,268,631	\$16,814,732	\$11,453,823	\$15,165,032	894
Hyperion / Pinnacle	1	\$1,388,827,824	\$54,178,354	\$83,837,231	\$0	0
InvestSmart	3	\$155,675,487	-\$3,210,451	-\$265,278	\$2,992,399	356
iShares	35	\$21,501,423,395	\$40,452,146	-\$173,940,090	\$1,879,991,315	64,149
Janus Henderson	1	\$56,704,815	\$4,754,764	\$4,723,400	\$4,820,488	99
K2	2	\$18,166,721	\$1,895,331	\$1,713,801	\$1,740,587	91
Loftus Peak	1	\$176,875,339	-\$3,630,697	\$1,264,382	\$3,256,762	200
Magellan	8	\$15,667,338,841	-\$53,646,187	-\$58,448,669	\$102,896,776	4,591
Montaka	1	\$39,536,959	-\$831,740	\$70,354	\$303,143	36
Montgomery	1	\$79,531,380	-\$3,093,824	-\$1,709,044	\$2,002,942	105
MorningStar	1	\$132,576,450	\$3,870,779	\$2,246,000	\$5,024,244	324
Munro	1	\$80,569,756	\$7,989,418	\$10,496,739	\$11,845,425	452
Platinum	2	\$548,803,210	\$9,115,876	-\$1,312,424	\$22,645,103	977
Russell Investments	5	\$982,586,769	\$18,776,178	\$3,457,336	\$26,895,527	1,316
Schroder	2	\$93,856,111	\$6,288,764	\$5,964,754	\$7,009,571	171
SelfWealth	1	\$105,072,880	\$1,558,945	-\$261,764	\$1,273,273	37
StateStreet	17	\$7,875,130,258	\$227,727,297	\$38,577,771	\$386,752,444	23,373
Switzer	3	\$399,046,603	\$6,496,107	\$4,696,562	\$20,690,461	869
The Perth Mint	1	\$578,412,492	\$49,516,374	\$3,757,684	\$32,567,013	1,578
VanEck	28	\$7,658,447,639	\$374,483,254	\$228,051,481	\$483,869,742	23,122
Vanguard	30	\$30,489,089,263	\$1,227,235,683	\$723,114,251	\$1,645,522,709	114,841

## New Funds Issued

Fund Name	Code	AUM	Listing Date	Listing Venue
BetaShares Australian Major Bank Hybrids Index	BHYB	\$8,056,000	23/04/2021	ASX
AllianceBernstein Managed Volatility Equities Fund	AMVE	\$1,442,843,513	6/04/2021	CXA
Elstree Hybrid fund (Managed Fund)	EHF1	\$8,704,000	31/03/2021	CXA
360 Capital Active Value Equity Fund	TAVF	\$322,100	24/03/2021	CXA
Hyperion Global Growth Companies Fund (Managed Fund)	HYGG	\$1,388,827,824	22/03/2021	ASX
BetaShares Climate Change Innovation ETF	ERTH	\$81,664,000	11/03/2021	ASX
VanEck Vectors Global Clean Energy ETF	CLNE	\$50,856,000	10/03/2021	ASX
VanEck Vectors MSCI International Small Cap Value ETF	QSML	\$13,074,000	10/03/2021	ASX
VanEck Vectors MSCI International Value ETF	VLUE	\$27,755,000	10/03/2021	ASX
Apostle Dundas Global Equity Fund - Class D Units	ADEF	\$6,226,916	24/02/2021	ASX
BetaShares Cloud Computing ETF	CLDD	\$38,024,000	24/02/2021	ASX
Switzer Higher Yield Fund	SHYF	\$34,675,990	23/12/2020	CXA
MFG Core ESG Fund	MCSE	\$12,067,518	15/12/2020	CXA
MFG Core International Fund	MCSG	\$12,812,808	15/12/2020	CXA
MFG Core Infrastructure Fund	MCSI	\$344,448,123	15/12/2020	CXA
Magellan Sustainable Fund	MSUF	\$7,366,104	15/12/2020	CXA
Magellan Global Fund - Open Class Units (Managed Fund)	MGOC	\$14,052,247,726	30/11/2020	ASX
Loftus Peak Global Disruption Fund (Managed Fund)	LPGD	\$176,875,339	9/11/2020	ASX
Munro Global Growth Fund (Hedge Fund)	MAET	\$80,569,756	2/11/2020	ASX
Vanguard Ethically Conscious Australian Shares Fund	VETH	\$136,083,318	14/10/2020	ASX

## Contact

Address

Phone

Online

**CHI-X AUSTRALIA PTY LTD**

Phone: +61 2 8078 1700

Email: [au.info@chi-x.com](mailto:au.info@chi-x.com)

Level 23, Governor Phillip Tower

Website: [www.chi-x.com.au](http://www.chi-x.com.au)

1 Farrer Place, Sydney

NSW 2000 Australia

## About Chi-X Australia

Chi-X is the securities and derivatives exchange transforming the Australian investment market through a focus on customers and innovation. Chi-X delivers easy, cost-effective access to local and global investment opportunities.

©2021, Chi-X Australia Pty Ltd ("Chi-X") ABN 47 129 584 667. All rights reserved. Chi-X is a Chi-X Group trade mark. Chi-X holds an Australian Market Licence and operates a financial market in Australia. This document is not intended to be financial product advice and is provided for informational purposes only. Under no circumstances is it to be used as a basis for, or considered as an offer to, engage in any activity or purchase or sell any security, or as a solicitation or recommendation of the purchase, sale, or offer to purchase or sell any security. To the extent permitted by law Chi-X makes no representations or warranties and excludes all liability in relation to the information contained in this document.





