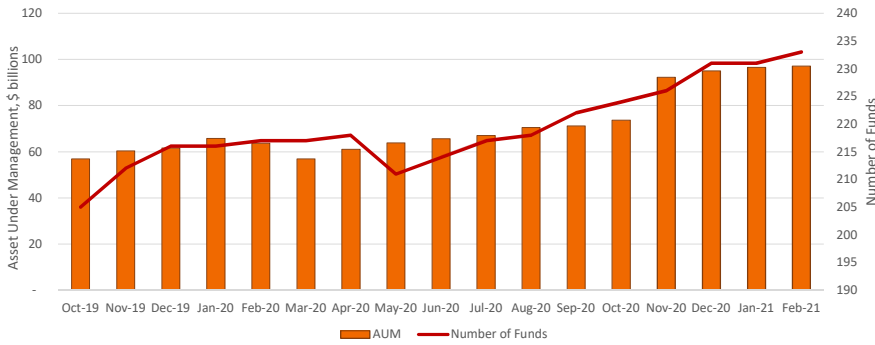
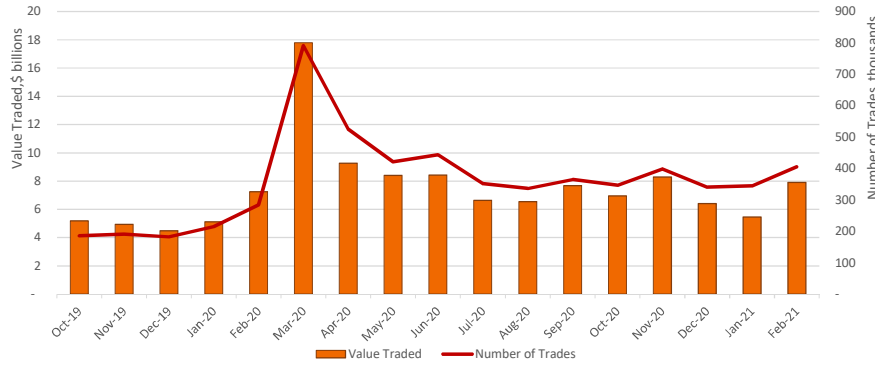




Asset Under Management & Number of Funds Quoted



Value Traded & Number of Trades



Market Summary

Chi-X Market Share
29%

Asset Under Management
\$97,126,745,975
(+0.6% since Jan-2021)

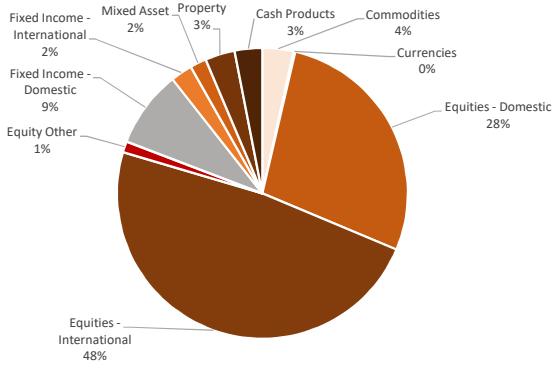
Number of Funds
233
(+0.9% since Jan-2021)

Avg. # of Transactions / Day
20,304
(+11.9% since Jan-2021)

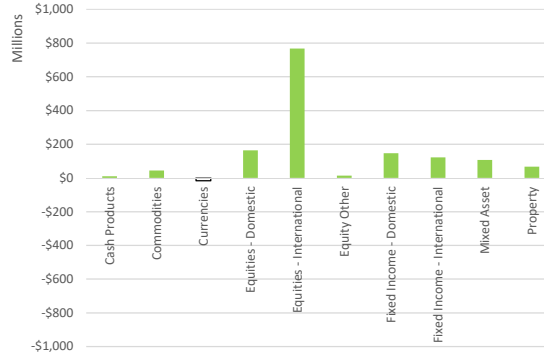
Avg. Daily Value
\$394,902,503
(+37.7% since Jan-2021)

Trading Days
20

Asset Under Management by Asset Class



Monthly Funds Flow by Asset Class



Asset Classes	# of Funds	AUM	Avg. Daily Transactions	Avg. Daily Value
Cash Products	3	\$2,973,376,331	173	\$10,531,713
Commodities	10	\$3,360,013,005	1,257	\$20,736,773
Currencies	6	\$178,063,383	43	\$1,562,615
Equities - Domestic	52	\$26,884,103,116	5,512	\$109,441,470
Equities - International	101	\$46,874,248,003	10,240	\$143,868,903
Equity Other	5	\$1,187,712,537	186	\$3,095,545
Fixed Income - Domestic	23	\$8,336,435,885	967	\$30,524,615
Fixed Income - International	15	\$2,341,615,142	369	\$9,387,853
Mixed Asset	11	\$1,768,154,178	764	\$7,463,081
Property	7	\$3,223,024,396	793	\$7,701,293

Issuer Summary

Issuer	# of Funds	AUM	AUM Change	Funds Flow	Value Traded	Trades
AMP	3	\$0	\$0	\$0	\$0	0
Antipodes	1	\$22,448,234	\$454,979	\$454,979	\$449,891	17
BetaShares	63	\$15,333,072,927	\$224,886,296	\$317,345,278	\$2,326,112,208	138,012
Einvest	5	\$49,907,516	\$3,726,400	\$3,494,271	\$5,399,152	296
ETFS	18	\$3,337,624,193	-\$18,511,466	\$118,018,515	\$465,108,849	35,362
Fidante	2	\$492,017,348	\$48,160,934	\$46,983,716	\$59,717,977	2,019
Fidelity	1	\$199,283,689	\$14,878,434	\$13,752,295	\$20,342,556	1,067
InvestSmart	3	\$131,252,123	\$9,090,475	\$3,076,067	\$7,794,742	836
iShares	35	\$19,660,844,904	\$53,602,593	\$176,325,532	\$1,986,774,940	64,439
Janus Henderson	1	\$39,774,453	\$8,788,290	\$9,003,600	\$9,678,498	196
K2	2	\$11,346,371	\$845,831	\$1,008,630	\$1,049,367	38
Loftus Peak	1	\$161,101,334	-\$1,179,883	\$5,971,493	\$8,391,099	348
Magellan	8	\$14,387,806,705	-\$645,996,137	-\$81,476,387	\$103,036,397	4,745
Montaka	1	\$36,954,093	-\$3,350,122	-\$2,517,881	\$2,728,279	43
Montgomery	1	\$78,915,262	-\$4,284,576	-\$2,062,621	\$3,129,992	112
MorningStar	1	\$116,673,390	\$4,285,112	\$2,064,000	\$3,902,132	253
Munro	1	\$41,826,268	\$17,019,284	\$16,927,235	\$17,899,978	511
Platinum	2	\$538,285,248	\$16,627,667	-\$1,557,182	\$31,247,539	934
Russell Investments	5	\$940,606,696	\$2,371,842	-\$2,890,722	\$34,758,012	1,218
Schroder	2	\$75,320,985	\$2,875,085	\$3,231,973	\$4,424,636	103
SelfWealth	1	\$99,564,075	\$1,040,585	\$0	\$112,750	59
StateStreet	17	\$7,225,460,022	\$142,071,931	\$44,752,455	\$488,577,939	22,464
Switzer	3	\$350,735,497	\$9,284,916	\$10,381,784	\$18,107,477	751
The Perth Mint	1	\$530,061,151	-\$41,559,689	-\$5,818,593	\$47,239,719	2,181
VanEck	25	\$6,535,720,032	\$133,255,597	\$202,432,092	\$436,688,805	20,481
Vanguard	30	\$26,730,143,459	\$564,389,905	\$549,591,091	\$1,815,377,128	109,595

New Funds Issued

Fund Name	Code	AUM	Listing Date	Listing Venue
Apostle Dundas Global Equity Fund - Class D Unit	ADEF	\$767,924	24/02/2021	ASX
BetaShares Cloud Computing ETF	CLDD	\$19,362,000	24/02/2021	ASX
Switzer Higher Yield Fund	SHYF	\$37,706,431	23/12/2020	CXA
MFG Core ESG Fund	MCSE	\$10,869,475	15/12/2020	CXA
MFG Core International Fund	MCSG	\$11,188,298	15/12/2020	CXA
MFG Core Infrastructure Fund	MCSI	\$393,513,517	15/12/2020	CXA
Magellan Sustainable Fund	MSUF	\$6,343,120	15/12/2020	CXA
Magellan Global Fund - Open Class Units (Managed)	MGOE	\$12,891,283,804	30/11/2020	ASX
Loftus Peak Global Disruption Fund (Managed Fund)	LPGD	\$161,101,334	9/11/2020	ASX
Munro Global Growth Fund (Hedge Fund)	MAET	\$41,826,268	2/11/2020	ASX
Vanguard Ethically Conscious Australian Shares ETF	VETH	\$27,780,496	14/10/2020	ASX
Intelligent Investor Australian Equity Income Fund	IIGF	\$55,562,249	6/10/2020	ASX
VanEck Vectors Morningstar Australian Moat Index	DVDY	\$30,122,128	10/09/2020	ASX
VanEck Vectors Video Gaming and Esports ETF	ESPO	\$84,360,000	10/09/2020	ASX
VanEck Vectors Morningstar World Ex Australia Index	GOAT	\$10,350,000	10/09/2020	ASX
VanEck Vectors Global Healthcare Leaders ETF	HLTH	\$39,320,000	10/09/2020	ASX
SPDR S&P/ASX 200 ESG Fund	E200	\$19,955,290	5/08/2020	ASX
Janus Henderson Tactical Income Active ETF	TACT	\$39,774,453	29/07/2020	CXA
BetaShares NASDAQ 100 ETF - Currency Hedged	HNDQ	\$67,735,471	22/07/2020	ASX
BetaShares Global Sustainability Leaders ETF - Currency Hedged	HETH	\$96,477,679	22/07/2020	ASX

Contact

Address

Phone

Online

CHI-X AUSTRALIA PTY LTD

Phone: +61 2 8078 1700

Email: au.info@chi-x.com

Level 23, Governor Phillip Tower

Website: www.chi-x.com.au

1 Farrer Place, Sydney

NSW 2000 Australia

About Chi-X Australia

Chi-X is the securities and derivatives exchange transforming the Australian investment market through a focus on customers and innovation. Chi-X delivers easy, cost-effective access to local and global investment opportunities.

©2021, Chi-X Australia Pty Ltd ("Chi-X") ABN 47 129 584 667. All rights reserved. Chi-X is a Chi-X Group trade mark. Chi-X holds an Australian Market Licence and operates a financial market in Australia. This document is not intended to be financial product advice and is provided for informational purposes only. Under no circumstances is it to be used as a basis for, or considered as an offer to, engage in any activity or purchase or sell any security, or as a solicitation or recommendation of the purchase, sale, or offer to purchase or sell any security. To the extent permitted by law Chi-X makes no representations or warranties and excludes all liability in relation to the information contained in this document.

Australian Funds Report



Trading days: 20

Month ending: Sunday, 28 Feb 2021

Ticker	Fund's Name	MER (% p.a)	AUM (\$m)	AUM (\$m) Change	Funds Inflow / Outflow (\$m)	Value Traded (\$)	Transacted Volume	Number of Trades	Monthly Liquidity %	% Spread *	Bid Depth (A\$'000s) **	Ask Depth (A\$'000s) **	Last	Year High	Year Low	1 Month Total Return	1 Year Total Return	3 Year Total Return (ann.)	5 Year Total Return (ann.)
Equity - Domestic																			
AZ00	BetaShares Australia 200 ETF	0.07	1082.74	-49.06	-67.47	\$154,271,181	1,354,757	5,561	14.25%	0.07%	\$230.63	\$263.05	112.45	116.00	84.25	1.63%	6.37%	0.00%	0.00%
AATEC	BetaShares S&P/ASX Australian Technology ETF	0.48	183.88	-0.78	13.05	\$29,078,261	1,228,824	3,261	15.81%	0.26%	\$240.56	\$373.28	21.50	25.09	9.28	-7.49%	0.00%	0.00%	0.00%
AUMF	iShares Edge MSCI Australia Multifactor ETF	0.30	27.19	0.94	0.99	\$1,123,133	37,088	60	4.13%	0.40%	\$334.70	\$314.89	29.51	30.77	6.46	-0.20%	7.76%	5.57%	0.00%
AUST	BetaShares Managed Risk Australian Share Fund (Managed Fund)	0.49	21.80	-17.63	-17.93	\$17,426,494	1,060,061	128	79.93%	0.26%	\$135.75	\$108.40	16.32	31.59	16.06	0.74%	2.82%	3.88%	5.58%
BBZO	BetaShares Australian Strong Bear (Hedge Fund)	1.38	324.22	10.55	0.60	\$293,707,408	50,994,530	10,490	90.59%	0.21%	\$1,006.60	\$975.16	5.96	17.83	5.51	-3.09%	-41.80%	-26.61%	-27.66%
BEAR	BetaShares Australian Equities Bear (Hedge Fund)	1.38	74.61	-2.20	-1.04	\$11,687,499	1,140,749	596	15.66%	0.17%	\$369.24	\$300.56	10.37	17.24	1.43	-1.52%	-15.42%	-9.63%	-10.99%
DDVD	VanEck Vectors Morningstar Australian Moat Income ETF	0.35	30.12	0.86	2.01	\$4,626,499	221,905	103	15.36%	0.21%	\$127.46	\$129.74	20.08	46.16	19.29	-3.92%	0.00%	0.00%	0.00%
EZ00	SPDR S&P/ASX 200 ESG Fund	0.13	19.96	0.12	0.00	\$961,945	41,660	61	4.82%	0.16%	\$139.05	\$135.42	22.80	52.18	9.70	0.62%	0.00%	0.00%	0.00%
EIGA	Invest Income Generator Fund (Managed Fund)	0.80	25.85	0.14	0.22	\$1,339,618	421,863	53	6.00%	0.00%	-	-	3.62	8.32	2.81	0.04%	6.04%	0.00%	0.00%
EINC	BetaShares Legg Mason Equity Income Fund (Managed Fund)	0.85	29.14	-0.22	-0.04	\$626,010	76,929	30	2.15%	0.00%	-	-	8.01	8.26	6.43	-0.62%	1.84%	2.40%	0.00%
EX20	BetaShares Australian Ex-20 Portfolio Diversifier ETF	0.25	178.21	15.42	14.80	\$13,758,961	728,619	614	7.72%	0.24%	\$398.13	\$604.73	18.50	429.00	11.82	0.38%	6.97%	5.76%	0.00%
FAIR	BetaShares Australian Sustainability Leaders ETF	0.49	834.42	-5.11	-20.96	\$70,179,128	3,894,457	2,299	47.44%	0.21%	\$316.66	\$775.42	17.47	143.40	15.47	-3.11%	0.33%	7.09%	0.00%
GRNV	VanEck Vectors MSCI Australian Sustainable Equity ETF	0.35	86.77	6.39	6.04	\$14,511,126	567,037	450	16.72%	0.15%	\$252.22	\$301.78	25.16	30.33	9.00	0.44%	1.91%	6.07%	0.00%
HVST	BetaShares Australian Dividend Harvester Fund (Managed Fund)	0.30	138.55	3.05	4.07	\$8,743,804	648,516	459	6.31%	0.23%	\$205.09	\$369.81	13.30	13.82	3.65	-0.15%	2.05%	2.19%	0.63%
IHD	iShares S&P/ASX Dividend Opportunities ETF	0.30	272.32	-3.44	1.31	\$22,541,271	1,683,027	707	8.28%	0.21%	\$340.55	\$269.52	13.12	67.02	10.30	-1.72%	4.27%	2.82%	6.22%
ILC	iShares S&P/ASX 200 ETF	0.24	377.08	10.14	-0.59	\$20,308,665	754,193	887	5.39%	0.18%	\$479.01	\$287.29	26.41	27.42	6.34	2.92%	6.29%	7.41%	9.55%
IMPQ	Invest Future Impact Small Caps Fund (Managed Fund)	0.99	8.40	2.96	3.10	\$3,444,300	629,253	236	40.99%	0.00%	-	-	5.37	317.79	3.70	-2.54%	29.09%	0.00%	0.00%
INES	InvestSMART Ethical Share Fund (Managed Fund)	0.97	31.71	5.22	4.13	\$4,566,271	1,390,649	396	14.40%	0.00%	-	-	3.28	126.84	2.58	4.13%	32.07%	0.00%	0.00%
INIF	InvestSMART Australian Equity Income Fund (Managed Fund)	0.97	43.98	1.63	-0.93	\$1,193,790	456,498	190	2.71%	0.00%	-	-	2.64	126.14	2.06	6.00%	20.81%	0.00%	0.00%
IOZ	iShares Core S&P/ASX 200 ETF	0.09	3886.84	132.34	78.23	\$411,123,814	14,712,084	13,399	10.58%	0.06%	\$666.65	\$840.28	27.45	131.39	23.83	1.44%	6.13%	6.77%	9.81%
ISO	iShares S&P/ASX Small Ordinaries ETF	0.55	116.39	0.00	0.00	\$7,097,874	1,316,549	389	6.10%	0.45%	\$219.40	\$369.04	5.33	5.55	2.81	0.00%	15.99%	6.10%	10.61%
KSM	i2 Australian Small Cap Fund (Hedge Fund)	2.30	10.58	0.08	0.24	\$315,943	120,408	10	2.99%	0.00%	-	-	2.54	5.35	1.88	-1.55%	7.56%	2.48%	5.92%
MMB	VanEck Vectors Australian Bank ETF	0.28	137.31	16.23	7.21	\$13,220,871	497,688	613	9.63%	0.19%	\$246.28	\$311.99	27.00	64.35	24.45	7.48%	5.77%	7.40%	8.83%
MMVE	VanEck Vectors S&P/ASX MidCap 50 ETF	0.45	170.62	-3.42	-0.58	\$6,872,428	207,411	435	4.03%	0.26%	\$363.00	\$282.11	31.96	33.90	1.35	-1.63%	19.96%	7.38%	17.73%
MMVOL	iShares Edge MSCI Australia Minimum Volatility ETF	0.30	30.71	-41.53	-40.36	\$54,205,786	1,922,918	165	176.51%	0.19%	\$277.96	\$239.49	27.27	28.90	2.72	-1.62%	-1.86%	4.81%	0.00%
MMVR	VanEck Vectors Australian Resources ETF	0.35	125.75	9.56	7.96	\$13,191,284	434,851	113	10.49%	0.17%	\$341.08	\$311.05	30.11	20.15	2.17	5.15%	3.66%	5.15%	18.25%
MMVS	VanEck Vectors Small Companies Masters ETF	0.49	82.85	-0.46	-0.25	\$1,581,194	78,694	202	1.91%	0.24%	\$121.00	\$121.61	19.68	20.70	3.71	-0.25%	8.12%	3.41%	8.25%
MMW	VanEck Vectors Australian Equal Weight ETF	0.35	1428.75	29.62	22.68	\$57,522,652	1,848,885	2,600	4.03%	0.15%	\$714.49	\$684.25	30.39	85.42	26.67	0.50%	8.84%	6.27%	10.63%
MOZF	SPDR S&P/ASX 200 Financials ex A-REITs Fund	0.40	106.29	1.60	-4.76	\$22,076,785	1,147,528	540	20.77%	0.24%	\$301.27	\$293.38	19.03	19.44	15.30	6.08%	1.10%	5.92%	5.92%
MOZR	SPDR S&P/ASX 200 Resources Sector ETF	0.47	107.71	12.37	4.58	\$8,356,844	626,340	421	7.70%	0.20%	\$144.23	\$104.24	13.42	80.93	11.70	8.05%	35.26%	13.33%	24.80%
MOFN	BetaShares S&P/ASX 200 Financials Sector ETF	0.39	41.41	5.13	3.37	\$10,243,743	953,736	499	24.74%	0.25%	\$276.13	\$429.24	10.62	12.08	7.76	4.84%	0.96%	0.58%	5.19%
MOOZ	BetaShares FTSE RAFI Australia 200 ETF	0.40	311.95	4.34	-15.70	\$34,274,390	2,470,925	1,139	10.99%	0.16%	\$296.62	\$325.25	13.85	18.81	11.60	3.59%	8.10%	5.47%	10.10%
MORE	BetaShares S&P/ASX 200 Resources Sector ETF	0.39	90.21	18.04	11.98	\$22,245,216	3,002,931	959	24.66%	0.27%	\$365.91	\$366.67	7.49	20.40	6.79	8.39%	35.00%	13.78%	21.23%
MRAB	Russell Australian Responsible Investment ETF	0.45	264.60	1.25	0.00	\$238,407,072	16,564,963	163	1.65%	0.20%	\$184.90	\$183.53	23.25	73.75	23.26	0.49%	5.25%	7.58%	7.58%
MRDV	Russell High Dividend Australian Shares ETF	0.34	266.48	4.88	-3.26	\$7,157,543	259,546	320	2.69%	0.27%	\$409.53	\$320.23	27.51	28.21	16.25	3.11%	1.67%	2.23%	6.73%
MSLF	SelfWealth SMSF Leaders ETF	0.88	99.56	1.04	0.00	\$112,750	2,467	59	0.11%	0.19%	\$224.00	\$220.26	44.97	46.83	28.63	1.06%	1.04%	0.00%	0.00%
SFV	SPDR S&P/ASX 50	0.29	719.94	25.24	7.17	\$46,246,815	763,113	1,064	6.42%	0.08%	\$563.50	\$519.81	59.94	61.70	36.50	2.60%	3.01%	6.59%	9.19%
SSCO	BetaShares S&P/ASX Small Companies Select Fund (Managed Fund)	0.72	55.95	1.35	0.78	\$2,442,820	570,730	207	4.39%	0.00%	-	-	3.86	11.26	0.29	0.00%	0.00%	0.00%	0.00%
SSO	SPDR S&P/ASX 200 Small Ordinaries Fund	0.50	27.27	0.52	0.26	\$1,073,802	62,713	67	3.94%	0.29%	\$163.03	\$103.80	16.84	31.16	12.45	0.96%	17.11%	6.51%	11.07%
STW	SPDR S&P/ASX 200	0.19	4303.82	86.84	24.85	\$325,947,154	5,152,946	9,741	7.57%	0.05%	\$407.23	\$417.62	62.12	64.44	12.00	1.47%	6.23%	6.77%	9.83%
SWTZ	Switzer Dividend Growth Fund (Managed Fund)	0.89	78.87	-0.71	-1.70	\$2,687,925	1,088,451	167	3.41%	0.00%	-	-	2.43	3.37	2.12	1.25%	1.20%	3.43%	0.00%
SYI	SPDR MSCI Global Dividend Yield Fund	0.36	210.67	4.39	7.80	\$15,101,027	528,505	4,833	7.17%	0.11%	\$300.28	\$221.38	28.29	29.25	22.01	1.58%	2.42%	3.42%	7.82%
VAS	Vanguard Australian Shares Index ETF	0.14	7433.17	179.26	80.38	\$482,234,419	5,543,102	30,629	6.49%	0.05%	\$185.41	\$411.70	85.51	510.00	63.52	1.36%	6.77%	6.95%	9.99%
VETH	Vanguard Ethically Conscious Australian Shares ETF	0.16	27.78	2.31	2.14	\$5,074,154	92,816	568	18.27%	0.20%	\$297.40	\$261.02	53.40	55.52	8.56	0.68%	0.00%	0.00%	0.00%
VHY	Vanguard Australian Shares High Yield ETF	0.25	1656.86	60.72	1.23	\$78,912,352	1,274,184	4,525	4.76%	0.10%	\$199.28	\$139.27	61.50	63.12	46.50	3.73%	11.06%	5.87%	8.78%
VLC	Vanguard MSCI Australian Large Companies Index ETF	0.20	123.06	3.53	-0.03	\$17,026,903	238,424	336	13.84%	0.24%	\$732.64	\$498.66	69.63	71.86	42.50	2.97%	6.95%	7.95%	9.66%
VSO	Vanguard MSCI Australian Small Companies Index ETF	0.30	481.46	18.17	12.72	\$24,048,808	370,274	2,885	4.99%	0.22%	\$126.34	\$99.12	63.58	66.33	43.00	1.18%	20.59%	8.44%	12.09%
VMAX	BetaShares Australia Top20 Equity Yield Max Fund (Managed Fund)	0.70	280.00	7.85	-1.34	\$11,346,782	1,473,576	575	4.05%	0.27%	\$230.31	\$174.07	7.65	62.32	5.75	3.38%	1.85%	2.79%	5.73%
VYAU	ETFS S&P/ASX 300 High Yield Plus ETF	0.35	95.71	-5.89	-4.58	\$6,215,609	659,048	331	6.49%	0.24%	\$181.57	\$172.26	9.15	9.95	8.78	-1.29%	-9.21%	-1.94%	5.89%
Equity - International																			
AASF	Airline Australian Share Fund (Managed Fund)	0.78	50.11	3.98	3.67	\$1,159,309	384,120	77	2.31%	0.00%	-	-	2.94	50.16	2.57	0.68%	0.00%	0.00%	0.00%
ACDC	ETFS Battery Tech & Lithium ETF	0.82	150.90	35.99	35.99	\$55,849,907	621,848	6,356	37.01%	0.42%	\$171.69	\$281.47	85.70	93.94	50.06	0.00%	68.37%	0.00%	0.00%
ADEF	Apollo Dundas Global Equity Fund - Class D Units (Managed Fund)	0.90	0.77	0.37	0.24	\$733,423	187,013	30	0.51%	0.00%	-	-	3.92	0.00	0.00	0.00%	0.00%	0.00%	0.00%
AGX1	Antipodes Global Shares (Quoted Managed Fund)	1.10	22.45	0.45	0.45	\$449,89													

Ticker	Fund's Name	MER (% p.a)	AUM (\$m)	AUM (\$m) Change	Funds Inflow / Outflow (\$m)	Value Traded (\$)	Transacted Volume	Number of Trades	Monthly Liquidity %	% Spread *	Bid Depth (A\$'000s) **	Ask Depth (A\$'000s) **	Last	Year High	Year Low	1 Month Total Return	1 Year Total Return	3 Year Total Return (ann.)	5 Year Total Return (ann.)
HETH	BetaShares Global Sustainability Leaders ETF - Currency Hedged	0.62	96.48	8.64	7.37	\$9,063,443	743,514	310	9.39%	0.28%	\$168.86	\$1,005.76	11.90	12.72	9.90	1.45%	0.00%	0.00%	0.00%
HEUR	BetaShares Europe ETF - Currency Hedged	0.38	37.27	0.38	0.00	\$1,238,871	186,871	211	6.11%	0.21%	\$166.83	\$2,388.91	12.11	28.55	9.82	2.44%	10.27%	2.44%	0.00%
HPFN	BetaShares Japan ETF - Currency Hedged	0.58	55.21	1.05	0.00	\$7,130,802	459,329	400	12.92%	0.22%	\$230.70	\$362.93	15.31	16.33	11.90	1.93%	31.64%	3.95%	0.00%
HLTH	VanEck Vectors Global Healthcare Leaders ETF	0.45	39.32	-0.31	1.93	\$5,355,322	516,634	296	13.62%	0.29%	\$136.35	\$239.72	9.84	42.38	8.40	-5.66%	0.00%	0.00%	0.00%
HNDQ	BetaShares NASDAQ 100 ETF - Currency Hedged	0.51	67.74	-1.36	0.07	\$14,198,090	460,488	737	20.96%	0.19%	\$275.85	\$296.33	29.42	49.89	24.62	-2.06%	0.00%	0.00%	0.00%
HOGL	BetaShares Global Quality Leaders ETF - Currency Hedged	0.48	14.07	1.76	0.00	\$3,339,977	137,650	160	23.47%	0.49%	\$107.45	\$1,213.45	13.45	56.00	18.96	0.00%	0.00%	0.00%	0.00%
IAA	iShares S&P Asia 50 ETF	0.50	824.37	3.20	23.89	\$49,609,456	389,208	3,491	6.02%	0.69%	\$238.24	\$117.13	121.13	133.00	5.84	-2.52%	30.96%	12.97%	18.91%
IEM	iShares MSCI Emerging Markets ETF	0.67	899.74	-23.91	-3.47	\$128,940,400	1,760,383	6,230	14.33%	0.72%	\$175.85	\$156.51	68.94	80.00	7.92	-2.21%	13.69%	5.00%	12.04%
IEU	iShares S&P Europe ETF	0.60	622.75	73.62	72.83	\$89,928,561	1,410,776	1,103	14.44%	0.34%	\$185.28	\$261.68	62.55	66.68	8.98	0.14%	-0.18%	3.25%	6.18%
IHO0	iShares Global 100 AUD Hedged ETF	0.43	112.97	4.34	3.32	\$4,367,274	30,800	205	3.87%	0.57%	\$232.21	\$245.95	139.04	494.44	383.07	2.11%	26.64%	10.31%	14.44%
IHVV	iShares S&P 500 AUD Hedged ETF	0.10	603.64	-165.45	-181.68	\$320,222,713	694,856	2,473	53.05%	0.21%	\$504.25	\$426.94	453.75	494.44	383.07	2.11%	26.64%	10.31%	14.44%
IHWL	iShares Core MSCI World All Cap AUD Hedged ETF	0.12	269.01	12.00	7.46	\$12,721,731	305,121	494	4.73%	0.48%	\$319.06	\$1,210.60	40.86	114.26	34.24	1.77%	23.00%	8.08%	0.00%
IIND	BetaShares India Quality ETF	0.80	40.09	0.93	2.14	\$4,300,221	465,181	707	10.57%	1.02%	\$206.14	\$250.16	8.92	14.80	8.27	-3.04%	4.32%	0.00%	0.00%
IJIH	iShares S&P Midcap ETF	0.07	161.49	4.84	0.16	\$6,688,789	20,849	342	4.14%	0.26%	\$263.88	\$258.68	87.56	332.00	74.69	2.99%	14.45%	10.71%	12.61%
IJP	iShares MSCI Japan ETF	0.47	351.62	17.84	19.25	\$27,236,033	300,711	1,509	7.75%	0.40%	\$242.74	\$215.28	87.31	109.24	68.66	-0.42%	8.80%	4.52%	8.47%
IJR	iShares S&P Small-Cap ETF	0.07	267.06	22.91	13.75	\$24,058,278	178,586	1,358	9.01%	0.37%	\$99.30	\$399.67	133.26	140.98	85.97	3.75%	19.90%	11.72%	14.06%
IKO	iShares MSCI South Korea Capped Index ETF	0.59	14.85	-2.82	0.00	\$2,819,472	64,451	60	5.92%	0.78%	\$138.19	\$205.95	113.19	131.91	113.69	0.00%	0.00%	0.00%	0.00%
INCM	BetaShares Global Income Leaders ETF	0.45	17.02	0.18	0.03	\$1,225,150	97,290	66	7.20%	0.49%	\$47.93	\$49.87	12.58	91.94	11.62	0.88%	-16.26%	0.00%	0.00%
IIOO	iShares S&P Global 100 ETF	0.40	1979.45	-12.50	12.96	\$69,508,442	825,290	7,673	3.51%	0.15%	\$85.15	\$87.90	81.88	87.00	76.01	-1.28%	10.70%	12.28%	13.30%
IIVE	iShares MSCI EAFE ETF	0.31	385.16	5.60	4.73	\$13,944,864	142,840	470	3.62%	0.62%	\$481.07	\$471.77	95.48	100.40	71.80	0.23%	0.00%	0.00%	0.00%
IIVV	iShares S&P 500 ETF	0.08	369.37	47.91	60.98	\$17,123,148	431,288	8,139	5.89%	0.12%	\$131.64	\$86.35	488.73	\$17,123,148	13.89%	0.00%	0.00%	0.00%	
IHWL	iShares Core MSCI World All Cap ETF	0.09	146.24	6.46	4.74	\$7,855,546	196,317	730	5.37%	0.38%	\$154.21	\$749.30	39.50	40.73	1.46	1.23%	8.49%	9.59%	0.00%
IIXI	iShares S&P Global Consumer Staples ETF	0.47	111.84	4.22	1.48	\$5,754,190	79,161	509	5.15%	0.61%	\$139.04	\$124.95	70.50	85.70	62.80	-4.91%	-7.20%	5.23%	3.71%
IIXI	iShares S&P Global Healthcare ETF	0.47	790.84	-32.95	9.33	\$40,386,460	408,924	5,158	5.11%	0.31%	\$147.07	\$153.55	95.74	107.98	18.25	-5.13%	0.30%	10.44%	8.95%
IIXI	iShares S&P Global Large Cap ETF	0.08	129.19	1.46	0.63	\$12,613,533	63,133	73	6.23%	0.27%	\$127.61	\$127.61	63.13	63.13	57.53	2.38%	5.02%	2.38%	10.69%
ILNAS	iShares Ultra Long Nasdaq 100 Hedge Fund	1.00	6.03	-0.37	0.00	\$16,712,988	1,132,972	538	277.37%	0.12%	\$113.51	\$111.48	13.39	48.15	9.14	-5.84%	0.00%	0.00%	0.00%
ILPGD	Loftus Peak Global Disruption Fund (Managed Fund)	1.20	161.10	-1.18	5.97	\$8,391,099	2,802,687	346	5.21%	0.70%	\$189.00	\$172.40	3.39	24.81	3.35	-0.88%	0.00%	0.00%	0.00%
IMAT	Munro Global Growth Fund (Hedge Fund)	1.35	41.83	17.02	16.93	\$17,899,978	3,188,381	511	42.80%	0.70%	\$48.00	\$48.00	5.41	5.78	0.00%	0.00%	0.00%	0.00%	
IMCSE	MFG Core Small Fund	0.50	30.87	0.27	0.45	\$4,106,106	133,833	11	4.37%	0.70%	\$133.83	\$111.11	3.42	0.37	0.00%	0.00%	0.00%	0.00%	
IMCSG	MFG Core International Fund	0.50	11.19	-0.22	-0.12	\$331,194	96,952	11	2.96%	0.70%	\$169.00	\$172.40	3.39	24.81	3.35	-0.88%	0.00%	0.00%	0.00%
IMCSI	MFG Core Infrastructure Fund	0.50	393.51	-3.82	0.22	\$143,993	97,304	16	0.04%	0.70%	\$254.79	\$438.96	1.46	24.62	1.46	-1.02%	0.00%	0.00%	0.00%
IMGOC	Magellan Global Fund - Open Class Units (Managed Fund)	1.35	12891.28	-633.14	-87.80	\$52,420,393	21,039,244	2,296	0.41%	0.60%	\$340.75	\$653.88	2.38	26.19	2.37	-4.03%	0.00%	0.00%	0.00%
IMHG	Magellan Global Equities Fund Currency Hedged (Managed Fund)	1.35	307.38	-13.25	-8.80	\$24,068,719	6,586,313	790	7.83%	0.43%	\$80.96	\$61.59	3.55	104.56	3.46	-1.36%	9.52%	8.44%	11.97%
IMKAX	Montaka Global Extension Fund	1.25	36.95	-3.35	-2.52	\$2,728,279	78,954	43	7.38%	0.70%	\$104.56	\$104.56	3.32	25.23	3.22	-2.06%	0.00%	0.00%	0.00%
IMNRS	BetaShares Global Gold Miners ETF - Currency Hedged	0.57	58.31	-1.63	0.00	\$7,410,524	1,169,170	699	12.71%	0.59%	\$49.67	\$44.84	6.07	7.67	6.04	-2.72%	17.34%	21.98%	0.00%
IMOAT	VanEck Vectors Morningstar Wide Moat ETF	0.46	209.67	10.26	2.11	\$9,901,701	116,914	767	4.72%	0.29%	\$331.59	\$573.83	84.57	87.67	36.73	4.09%	12.21%	10.97%	17.28%
IMOGL	Montgomery Global Equities Fund (Managed Fund)	1.32	78.92	-4.28	-2.06	\$3,129,992	901,780	112	3.97%	0.70%	\$104.56	\$104.56	3.32	25.23	3.22	-2.06%	0.00%	0.00%	0.00%
IMSTR	Morningstar International Shares Active ETF (Managed Fund)	0.39	116.67	4.29	2.06	\$3,902,132	372,962	253	3.34%	0.36%	\$466.91	\$466.91	10.32	37.38	9.92	1.98%	20.56%	0.00%	0.00%
IMSFU	Magellan Sustainable Fund	0.06	6.34	-0.06	0.12	\$127,007	49,952	2	2.00%	0.87%	\$69.50	\$69.63	2.46	24.28	2.46	-2.77%	0.00%	0.00%	0.00%
INDIA	iShares Reliance India Nifty 50 ETF	1.00	15.99	1.97	1.53	\$2,036,238	38,773	18	13.23%	0.41%	\$235.33	\$235.33	51.30	56.00	2.80	3.30%	3.64%	0.00%	0.00%
INDQ	BetaShares NASDAQ 100 ETF	0.48	1549.83	-1.50	64.66	\$224,634,864	7,899,971	29,390	14.49%	0.07%	\$530.20	\$1,060.31	26.94	29.64	13.78	-4.26%	29.10%	22.37%	22.61%
IPAXX	Platinum Asia Fund (Quoted Managed Hedge Fund)	1.10	194.37	1.09	1.42	\$11,825,784	1,932,247	322	6.08%	0.95%	\$144.27	\$559.96	5.94	31.37	5.64	-0.17%	34.24%	9.38%	0.00%
PIXX	Platinum International Fund (Quoted Managed Hedge Fund)	1.10	343.91	15.54	-2.97	\$19,421,755	3,851,858	612	5.65%	0.58%	\$407.73	\$422.74	5.06	30.20	4.77	5.64%	14.52%	3.72%	0.00%
IQUAL	VanEck Vectors MSCI World Ex-Australia Quality (Hedged) ETF	0.49	308.45	14.21	13.12	\$1,241,488	146,613	1,138	5.32%	0.78%	\$165.62	\$165.62	34.04	36.25	34.04	0.00%	0.00%	0.00%	0.00%
QLTY	BetaShares Global Quality Leaders ETF	0.35	126.83	4.99	7.86	\$11,531,742	550,280	904	9.09%	0.28%	\$94.76	\$137.97	20.29	21.84	4.00	-2.36%	12.25%	0.00%	0.00%
IQMIX	SPDR MSCI World Quality Mix Fund	0.40	22.68	-1.05	-1.05	\$6,506,677	298,716	50	28.68%	0.26%	\$193.74	\$193.74	21.32	22.09	20.30	0.00%	1.80%	8.95%	10.16%
IQUAL	VanEck Vectors MSCI World Ex-Australia Quality ETF	0.40	1591.70	25.55	59.37	\$79,967,806	2,366,716	2,427	5.02%	0.17%	\$341.64	\$1,232.52	32.62	34.56	4.64	-2.16%	10.30%	14.21%	13.48%
IQLS	BetaShares FTSE Asia 1000 ETF	0.40	87.19	8.74	8.74	\$2,465,206	171,063	75	28.74%	0.48%	\$246.04	\$44.73	34.73	73.74	38.56	3.03%	3.03%	3.03%	10.28%
IRBTZ	BetaShares Global Robotics and Artificial Intelligence ETF	0.57	138.33	15.32	21.23	\$27,998,155	1,978,789	3,906	20.24%	0.38%	\$97.92	\$97.92	13.27	14.93	6.50	-4.81%	39.37%	0.00%	0.00%
IROBO	iShares Global Robotics and Automation ETF	0.69	211.35	5.64	10.53	\$19,367,233	211,777	1,938	9.16%	0.40%	\$421.56	\$440.29	86.00	96.99	23.50	-2.37%	43.25%	14.28%	0.00%
ISNAS	iShares Ultra Short Nasdaq 100 Hedge Fund	1.00	13.59	0.47	0.00	\$11,040,283	2,003,704	606	81.24%	0.28%	\$73.73	\$89.06	6.04	50.95	4.97	3.60%	0.00%	0.00%	0.00%
ISPD	SPDR S&P 500 ETF	0.08	369.37	47.91	60.98	\$17,123,148	431,288	8,139	5.89%	0.12%	\$131.64	\$86.35	488.73	\$17,123,148	13.89%	0.00%	0.00%	0.00%	
ITECH	iShares Morningstar Global Technology ETF	0.45	263.49	5.43	9.94	\$24,327,659	232,308	1,640	9.23%	0.25%	\$457.72	\$393.47	99.42	109.97	5.90	-1.75%	35.00%	21.64%	0.00%
IUMAX	BetaShares S&P 500 Yield Maximiser Fund (Managed Fund)	0.79	92.54	-0.35															

Ticker	Fund's Name	MER (% p.a)	AUM (\$m)	AUM (\$m) Change	Funds Inflow / Outflow (\$m)	Value Traded (\$)	Transacted Volume	Number of Trades	Monthly Liquidity %	% Spread *	Bid Depth (A\$'000s) **	Ask Depth (A\$'000s) **	Last	Year High	Year Low	1 Month Total Return	1 Year Total Return	3 Year Total Return (ann.)	5 Year Total Return (ann.)
Fixed Income - Domestic																			
AGVT	BetaShares Australian Government Bond ETF	0.22	95.27	-5.14	0.08	\$14,857,415	287,989	411	15.59%	0.15%	\$628.53	\$485.05	49.45	58.36	41.00	-5.12%	-3.84%	0.00%	0.00%
BND5	BetaShares Legg Mason Australian Bond Fund (Managed Fund)	0.42	156.71	-5.35	0.00	\$21,048,043	785,287	439	13.43%	0.24%	\$697.21	\$664.78	26.32	27.60	11.00	-3.19%	-1.98%	0.00%	0.00%
BOND	SPDR S&P/ASX Australian Bond Fund	0.24	46.65	-1.91	0.00	\$3,524,683	126,745	184	7.56%	0.19%	\$43.57	\$43.57	27.07	28.73	25.20	-3.94%	-3.20%	3.89%	2.94%
CRED	BetaShares Australian Investment Grade Bond ETF	0.25	481.00	-0.97	17.37	\$41,148,556	1,481,085	1,490	8.55%	0.22%	\$249.75	\$267.98	27.06	28.35	6.55	-3.51%	-0.63%	0.00%	0.00%
FLOTF	VanEck Vectors Australian Floating Rate ETF	0.20	279.42	2.35	0.01	\$22,304,554	888,371	577	7.17%	0.17%	\$248.23	\$5,426.93	25.10	25.10	17.66	-1.24%	0.28%	3.87%	0.00%
GOVT	SPDR S&P/ASX Australian Government Bond Fund	0.22	27.25	-1.17	0.00	\$2,378,344	85,879	96	8.73%	0.23%	\$136.99	\$209.71	27.00	64.94	26.88	-4.12%	-3.72%	3.92%	2.81%
HBRD	BetaShares Active Australian Hybrids Fund	0.55	1025.43	37.64	35.71	\$79,293,862	7,717,018	1,957	7.73%	0.23%	\$249.45	\$249.45	10.26	29.13	9.80	0.39%	4.66%	3.82%	0.00%
IACF	iShares Core Composite Bond ETF	0.20	1634.33	-23.97	34.52	\$162,001,108	1,414,805	3,649	9.91%	0.10%	\$930.21	\$1,169.49	111.34	117.45	8.53	-3.53%	-2.79%	3.73%	2.95%
ICOR	iShares Core Corporate Bond ETF	0.15	13.17	-0.24	0.01	\$1,094,065	10,631	66	8.31%	0.35%	\$444.12	\$688.89	101.33	112.27	80.00	-4.15%	-4.47%	3.70%	2.57%
IGB	iShares Treasury ETF	0.26	113.44	2.38	6.99	\$18,736,727	169,733	531	16.52%	0.10%	\$361.31	\$544.55	107.52	112.27	22.00	-4.15%	-4.47%	3.70%	2.57%
ILB	iShares Government Inflation ETF	0.26	245.60	-6.81	3.04	\$13,150,963	100,456	524	5.35%	0.24%	\$256.26	\$209.62	127.08	136.05	80.00	-3.90%	-1.70%	4.34%	3.11%
PLUS	VanEck Vectors Australian Corporate Bond Plus ETF	0.32	255.27	-4.50	0.58	\$12,688,973	673,671	570	4.97%	0.26%	\$193.70	\$174.29	18.55	21.28	12.14	-1.96%	0.74%	4.90%	0.00%
QPON	BetaShares Australian Bank Senior Floating Rate Bond ETF	0.22	752.14	-9.51	-8.34	\$32,988,504	1,262,545	1,596	4.39%	0.23%	\$719.93	\$4,209.87	26.09	27.70	22.97	-0.09%	2.02%	2.35%	0.00%
RCEB	Russell Australian Select Corporate Bond ETF	0.28	257.57	-2.12	-0.50	\$15,482,243	745,720	459	6.01%	0.26%	\$477.29	\$476.42	20.66	31.63	20.60	-0.63%	2.62%	4.25%	3.72%
RGB	Russell Australian Government Bond ETF	0.24	82.86	-2.51	0.88	\$4,756,687	210,427	132	5.74%	0.16%	\$592.44	\$526.60	22.02	26.23	21.95	-3.97%	-3.33%	4.63%	3.03%
RSG	Russell Australian Government Bond ETF	0.26	69.09	-0.75	0.03	\$2,899,436	141,846	142	4.34%	0.23%	\$286.23	\$414.94	20.96	14.28	20.96	-1.02%	1.52%	2.82%	0.00%
SHHF	Switzer Higher Yield Fund	0.70	37.71	-0.05	-0.06	\$309,602	9,295	11	0.82%	0.23%	\$494.77	\$496.01	25.05	33.51	6.74	0.03%	0.00%	0.00%	0.00%
SUBD	VanEck Vectors Australian Subordinated Debt ETF	0.29	135.67	0.38	0.00	\$4,129,228	162,940	164	3.04%	0.23%	\$252.54	\$249.45	25.05	25.43	5.00	0.44%	3.05%	0.00%	0.00%
TACT	Janus Henderson Tactical Income Active ETF	0.45	39.77	0.79	9.00	\$9,678,498	192,264	196	24.33%	0.09%	\$293.47	\$325.82	50.02	50.65	0.00%	-0.69%	0.00%	0.00%	0.00%
VACF	Vanguard Australian Corporate Fixed Interest Index ETF	0.20	23.39	-0.23	0.00	\$4,862,778	84,935	120	8.91%	0.14%	\$468.23	\$485.05	52.39	66.62	27.00	-1.20%	0.28%	4.22%	0.00%
VAF	Vanguard Australian Fixed Interest Index ETF	0.20	1505.71	-44.50	9.22	\$71,859,833	1,405,908	2,912	4.77%	0.13%	\$361.84	\$785.17	49.86	51.75	49.82	-3.47%	-2.65%	3.75%	2.88%
VGB	Vanguard Australian Government Bond Index ETF	0.20	565.34	-16.42	5.98	\$55,983,705	1,078,039	2,030	9.90%	0.13%	\$442.78	\$475.83	50.70	91.30	50.61	-3.85%	-3.32%	3.89%	3.27%
XKAP	Activex Kapstream AR	0.55	6.47	0.00	0.00	\$366,297	3,581	5	5.66%	0.25%	\$117.34	\$201.30	102.33	102.47	97.83	0.03%	4.84%	0.00%	0.00%
Fixed Income - International																			
IEBND	VanEck Vectors Emerging Income Opportunities Active ETF (Managed Fund)	0.95	48.49	4.45	5.60	\$7,543,470	656,504	305	15.56%	0.26%	\$517.30	\$517.30	11.19	13.81	9.75	-2.18%	-2.93%	0.00%	0.00%
IECAS	iShares Cash Booster Fund (Managed Fund) (ECAS)	0.15	8.92	0.00	0.00	\$0	\$0	0	0.00%	0.04%	\$480.97	\$297.41	49.54	49.54	13.50	0.06%	0.61%	0.00%	0.00%
IECOR	iShares Core Income Fund (Managed Fund) (ECOR)	0.45	4.73	0.62	0.61	\$415,235	8,175	9	8.78%	0.14%	\$201.75	\$200.86	50.85	50.85	27.39	0.38%	2.25%	0.00%	0.00%
IEEMX	iShares Emerging Markets Bond Index (EMBX)	0.49	7.77	0.00	0.00	\$0	\$0	0	0.00%	0.14%	\$201.75	\$200.86	50.85	50.85	27.39	0.38%	2.25%	0.00%	0.00%
GBND	BetaShares Sustainability Leaders Diversified Bond ETF - Currency Hedged	0.49	116.81	6.70	10.05	\$12,705,746	493,726	153	10.88%	0.35%	\$254.88	\$164.29	25.13	25.89	15.70	-3.05%	-1.09%	0.00%	0.00%
GGOV	BetaShares Global Government Bond 20+ Year ETF - Currency Hedged	0.22	57.34	3.58	0.00	\$415,185	17,692	22	11.61%	0.40%	\$58.01	\$58.01	22.34	22.34	22.34	-7.30%	0.00%	0.00%	0.00%
IHC	iShares Core Global Corporate Bond (AUD Hedged) ETF	0.26	309.03	-12.29	4.47	\$26,385,016	233,411	733	8.54%	0.41%	\$167.58	\$190.57	111.07	119.43	88.90	-2.43%	-0.29%	4.57%	4.36%
IHEB	iShares J.P. Morgan USD Emerging Markets Bond (AUD Hedged) ETF	0.51	40.88	0.31	1.99	\$3,747,629	36,455	191	9.17%	1.43%	\$180.83	\$207.51	99.53	105.40	45.00	-1.63%	-2.71%	1.60%	4.57%
IHHY	iShares Global High Yield Bond (AUD Hedged) ETF	0.56	97.94	18.84	18.70	\$23,232,097	222,535	369	23.72%	0.62%	\$97.06	\$314.49	103.87	107.00	14.30	0.18%	3.85%	3.86%	6.50%
PAYS	The Schroder Absolute Return Income (Managed Fund)	0.54	33.69	1.88	1.91	\$1,906,868	190,579	31	5.66%	0.26%	\$249.44	\$281.68	9.99	14.76	9.94	0.15%	1.92%	0.00%	0.00%
VBND	Vanguard Global Aggregate Bond Index (Hedged) ETF	0.20	331.44	5.05	12.00	\$26,318,282	507,911	954	7.94%	0.18%	\$400.99	\$298.20	51.05	66.71	41.21	-2.13%	-0.44%	4.00%	0.00%
VCF	Vanguard International Credit Securities Index (Hedged) ETF	0.30	202.15	2.93	8.03	\$11,172,369	232,172	655	5.53%	0.37%	\$78.40	\$96.83	47.21	51.84	1.66	0.03%	4.36%	3.75%	0.00%
VEFI	Vanguard Ethically Conscious Global Aggregate Bond Index (Hedged) ETF	0.26	51.37	4.11	5.17	\$5,731,381	190,201	304	11.16%	0.43%	\$77.96	\$76.95	51.74	54.28	49.14	-2.25%	-0.23%	0.00%	0.00%
VIF	Vanguard International Fixed Interest Index (Hedged) ETF	0.20	604.83	-0.64	15.04	\$34,627,826	724,516	1,637	5.73%	0.18%	\$152.69	\$183.39	47.01	57.29	46.50	-2.59%	-1.58%	3.56%	2.49%
XAND	Activex Andes Real Outcome Bond Fund (Managed Fund)	0.50	485.55	48.16	46.98	\$9,351,680.48	2,269,807.00	2,014.00	0.12	0.20%	\$260.74	\$581.80	26.12	58.81	25.95	0.27%	4.26%	0.00%	0.00%
Cash Products																			
AAA	BetaShares Australian High Interest Cash ETF	0.18	2,242.40	42.80	43.02	\$58,215,276.74	5,156,329.00	2,514.00	0.12	0.02%	\$63,052.03	\$63,940.28	50.08	120.21	50.06	0.02%	0.62%	1.37%	1.61%
BILL	iShares Core Cash ETF	0.07	512.44	-41.96	-41.90	\$55,393,208	552,534	548	10.81%	0.01%	\$31,292.60	\$31,515.85	100.25	100.41	100.19	-0.01%	0.22%	1.15%	0.00%
EHCF	iShares Enhanced Cash ETF	0.17	218.53	9.33	9.35	\$52,420,898	521,518	389	23.09%	0.02%	\$30,500.58	\$31,647.60	100.53	100.56	17.89	0.00%	0.48%	1.54%	0.00%
Mixed Asset																			
DBBF	BetaShares Diversified Balanced ETF	0.26	4.91	-0.11	-0.05	\$906,498	35,598	31	18.46%	0.26%	\$275.60	\$266.35	24.80	26.00	9.39	-1.77%	3.13%	0.00%	0.00%
DGGF	BetaShares Diversified Growth ETF	0.26	3.81	-1.34	-1.22	\$2,242,803	88,926	59	58.91%	0.28%	\$306.64	\$306.64	24.38	26.73	19.94	-2.28%	3.01%	0.00%	0.00%
DMKT	iAMP Capital Dynamic Markets Fund (Hedge Fund)	0.50	0.00	0.00	0.00	\$0	\$0	0	NDIV(0)	0.00%	\$0	\$0	2.25	70.20	45.00	0.00%	-6.25%	-4.93%	0.00%
DZZF	BetaShares Diversified Conservative Income ETF	0.26	4.82	-0.09	0.00	\$3,851,955	154,979	144	79.88%	0.37%	\$265.08	\$238.30	24.10	27.61	24.05	-1.87%	-1.26%	0.00%	0.00%
GROW	Schroder Real Return Fund (Managed Fund)	0.90	41.63	1.00	1.32	\$2,517,768	668,186	72	6.05%	0.27%	\$249.44	\$249.44	3.72	24.55	3.32	-0.80%	3.05%	3.28%	0.00%
IYLD	iShares Yield Plus ETF	0.12	8.64	0.02	0.01	\$24,523	2,206	13	2.60%	0.33%	\$1,014.59	\$946.12	101.50	103.95	22.40	-0.18%	0.00%	0.00%	0.00%
IVDBA	Vanguard Diversified Balanced Index ETF	0.27	373.55	17.27	19.88	\$27,022,216	479,299	1,306	7.23%	0.27%	\$189.75	\$378.00	55.40	58.00	18.53	-0.73%	5.34%	6.46%	0.00%
IVDC	Vanguard Diversified Conservative Index ETF	0.27	159.58	3.57	8.19	\$10,454,594	189,031	344	6.55%	0.30%	\$242.50	\$442.97	54.39	93.12	54.02	-2.96%	3.11%	5.37%	0.00%
IVDGR	Vanguard Diversified Growth Index ETF	0.27	373.75	17.12	17.88	\$21,540,232	377,598	1,364	5.76%	0.25%	\$225.81	\$413.88	56.00	59.50	16.00	-1.11%	7.71%	7.17%	0.00%
IVDGH	Vanguard Diversified High Growth Index ETF	0.27	774.16	58.44	56.43	\$74,571,650	1,283,956	11,041	9.63%	0.21%	\$220.04	\$382.66	57.00	59.21	12.98	0.38%	10.08%	7.99%	0.00%
Currencies																			
AUDS	BetaShares Strong Australian Dollar Fund (Hedge Fund)	1.38	11.80	-2.79	-3.54	\$3,262,334	279,035	166	27.65%	0.39%	\$143.99	\$143.61	11.75	12.31	6.44	5.19%	30.26%	-6.85%	0.00%
EEU	BetaShares Euro ETF	0.45	8.67	5.44	5.52	\$5,642,131	381,708	16	65.05%	0.20%	\$266.66	\$169.51	14.70	18.87	2.00	-2.46%	-8.70%	-1.17%	-0.35%
POU	BetaShares British Pound ETF	0.45	14.22	-0.06	0.0														