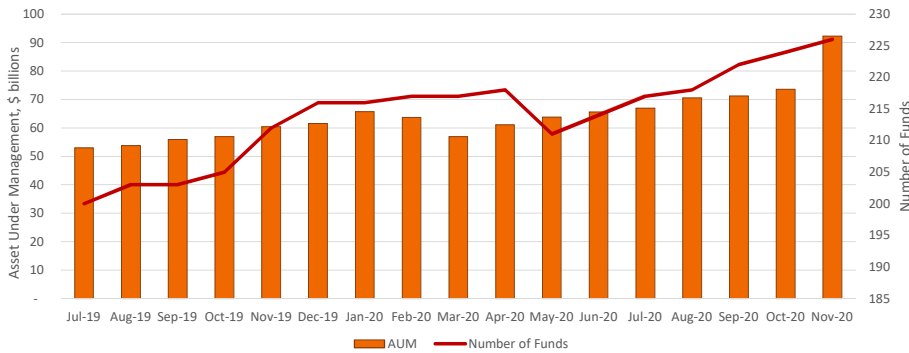
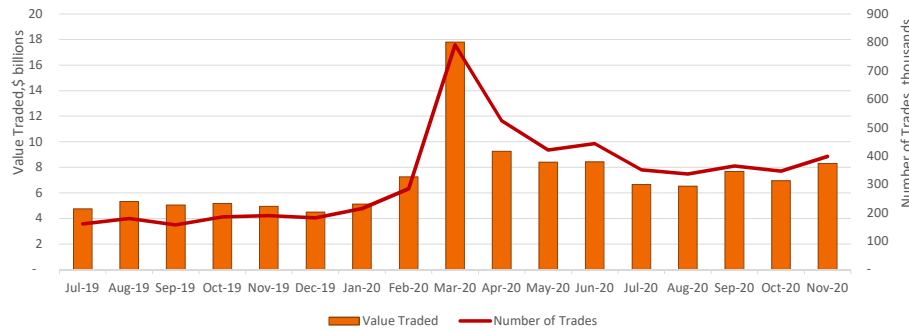




Asset Under Management & Number of Funds Quoted



Value Traded & Number of Trades



Market Summary

Chi-X Market Share
32%

Asset Under Management
\$92,265,341,281
(+25.3% since Oct-2020)

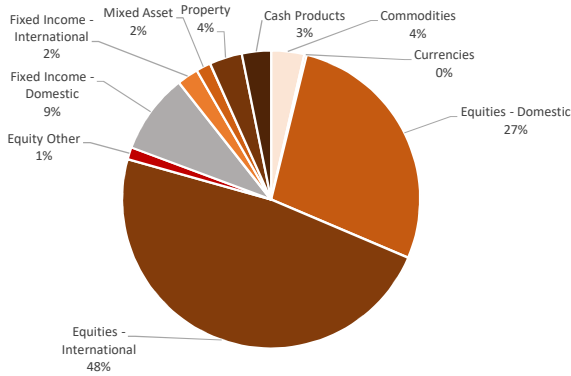
Number of Funds
226
(+0.9% since Oct-2020)

Avg. # of Transactions / Day
18,987
(+20.6% since Oct-2020)

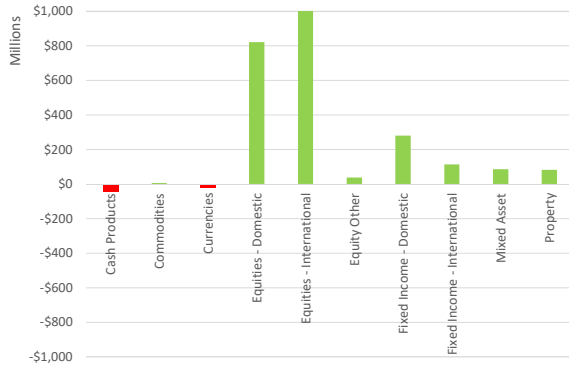
Avg. Daily Value
\$395,112,880
(+24.8% since Oct-2020)

Trading Days
21

Asset Under Management by Asset Class



Monthly Funds Flow by Asset Class



Asset Classes	# of Funds	AUM	Avg. Daily Transactions	Avg. Daily Value
Cash Products	3	\$2,917,895,993	169	\$13,939,348
Commodities	10	\$3,327,846,971	1,214	\$22,340,686
Currencies	6	\$234,957,759	54	\$2,188,325
Equities - Domestic	51	\$25,394,138,541	5,978	\$109,676,899
Equities - International	96	\$44,279,476,396	8,668	\$138,852,712
Equity Other	5	\$1,194,240,677	230	\$3,743,027
Fixed Income - Domestic	21	\$8,032,675,174	896	\$24,399,756
Fixed Income - International	16	\$2,134,397,796	351	\$10,060,046
Mixed Asset	11	\$1,471,636,199	499	\$5,452,145
Property	7	\$3,278,075,775	870	\$9,910,835

Issuer Summary

Issuer	# of Funds	AUM	AUM Change	Funds Flow	Value Traded	Trades
AMP	3	\$43,765,293	-\$9,023,825	-\$12,658,884	\$14,195,847	546
Antipodes	1	\$27,225,106	\$2,692,715	\$95,714	\$638,599	23
BetaShares	62	\$13,958,276,237	\$913,590,951	\$485,287,952	\$3,173,804,665	135,981
Einvest	5	\$41,850,029	\$4,578,930	\$1,670,621	\$2,605,586	139
ETFS	18	\$3,137,728,469	-\$109,739,996	\$66,547,116	\$459,676,410	27,204
Fidante	2	\$371,714,269	\$59,118,888	\$58,638,453	\$64,196,524	1,325
Fidelity	1	\$122,060,995	\$4,715,302	\$1,570,359	\$16,249,281	603
InvestSmart	3	\$119,015,675	\$20,948,559	\$10,206,395	\$12,631,287	318
iShares	35	\$18,864,298,442	\$1,585,481,082	\$518,656,869	\$1,574,704,659	66,135
Janus Henderson	1	\$20,456,187	\$5,141,522	\$5,050,000	\$5,637,554	108
K2	1	\$10,387,437	\$1,335,465	\$561,792	\$122,721	6
Magellan	4	\$14,673,120,437	\$13,695,358,043	\$13,646,906,610	\$71,733,252	3,268
Montaka	1	\$40,012,931	-\$556,399	\$693,637	\$1,380,371	60
Montgomery	1	\$85,348,265	\$1,400,480	\$653,171	\$2,370,361	123
MorningStar	1	\$103,086,053	\$13,015,450	\$2,916,000	\$4,951,470	227
Platinum	2	\$510,668,702	\$37,675,929	\$1,590,797	\$22,837,905	1,021
Russell Investments	5	\$944,231,318	\$65,956,661	\$2,875,576	\$38,960,442	1,264
Schroder	2	\$71,209,537	\$2,036,931	\$265,266	\$2,382,435	72
SelfWealth	1	\$98,894,214	\$9,108,964	\$0	\$432,670	46
StateStreet	17	\$6,950,046,148	\$867,431,573	\$226,092,253	\$565,449,689	25,767
Switzer	2	\$285,593,206	\$33,112,601	\$17,819,294	\$20,432,024	746
The Perth Mint	1	\$549,987,800	-\$63,908,505	-\$1,642,539	\$72,657,992	2,848
VanEck	25	\$6,069,474,182	\$587,070,945	\$270,611,638	\$525,988,867	25,877
Vanguard	30	\$25,018,370,024	\$2,550,978,638	\$770,651,032	\$1,628,283,144	104,427

New Funds Issued

Fund Name	Code	AUM	Listing Date	Listing Venue
Magellan Global Fund - Open Class Units (Managed Fund)	MGOC	\$13,592,749,946	30/11/2020	ASX
Loftus Peak Global Disruption Fund (Managed Fund)	LPGD	\$137,373,651	9/11/2020	ASX
Munro Global Growth Fund (Hedge Fund)	MAET	\$11,146,674	2/11/2020	ASX
Vanguard Ethically Conscious Australian Shares	VETH	\$19,191,600	14/10/2020	ASX
Intelligent Investor Australian Equity Income Fund	IIGF	\$51,754,299	6/10/2020	ASX
VanEck Vectors Morningstar Australian Moat Index	DVDY	\$25,248,000	10/09/2020	ASX
VanEck Vectors Video Gaming and Esports ETF	ESPO	\$51,072,000	10/09/2020	ASX
VanEck Vectors Morningstar World Ex Australia	GOAT	\$6,333,000	10/09/2020	ASX
VanEck Vectors Global Healthcare Leaders ETF	HLTH	\$28,756,000	10/09/2020	ASX
SPDR S&P/ASX 200 ESG Fund	E200	\$16,944,962	5/08/2020	ASX
Janus Henderson Tactical Income Active ETF	TACT	\$20,456,187	29/07/2020	CXA
BetaShares NASDAQ 100 ETF - Currency Hedge	HNDQ	\$51,192,000	22/07/2020	ASX
BetaShares Global Sustainability Leaders ETF - €	HETH	\$72,800,000	22/07/2020	ASX
ETFS Ultra Long Nasdaq 100 Hedge Fund	LNAS	\$5,638,500	13/07/2020	ASX
ETFS Ultra Short Nasdaq 100 Hedge Fund	SNAS	\$15,322,500	13/07/2020	ASX
Montaka Global Extension Fund	MKAX	\$40,012,931	24/06/2020	ASX
BetaShares Global Quality Leaders ETF - Current	HQLT	\$6,867,000	10/06/2020	ASX
Airlie Australian Share Fund (Managed Fund)	AASF	\$41,812,221	4/06/2020	ASX
iShares Core Corporate Bond ETF	ICOR	\$11,901,453	29/05/2020	ASX
iShares Yield Plus ETF	IYLD	\$10,161,422	29/05/2020	ASX

Contact

Address

Phone

Online

CHI-X AUSTRALIA PTY LTD
Level 23, Governor Phillip Tower
1 Farrer Place, Sydney
NSW 2000 Australia

Phone: +61 2 8078 1700

Email: au.info@chi-x.com
Website: www.chi-x.com.au

About Chi-X Australia

Chi-X is the securities and derivatives exchange transforming the Australian investment market through a focus on customers and innovation. Chi-X delivers easy, cost-effective access to local and global investment opportunities.

©2020, Chi-X Australia Pty Ltd ("Chi-X") ABN 47 129 584 667. All rights reserved. Chi-X is a Chi-X Group trade mark. Chi-X holds an Australian Market Licence and operates a financial market in Australia. This document is not intended to be financial product advice and is provided for informational purposes only. Under no circumstances is it to be used as a basis for, or considered as an offer to, engage in any activity or purchase or sell any security, or as a solicitation or recommendation of the purchase, sale, or offer to purchase or sell any security. To the extent permitted by law Chi-X makes no representations or warranties and excludes all liability in relation to the information contained in this document.

Australian Funds Report



Trading days: 21

Month ending: Monday, 30 Nov 2020

Table with columns: Ticker, Fund's Name, MER (% p.a), AUM (\$m), AUM (\$m) Change, Funds Inflow / Outflow (\$m), Value Traded (\$), Transacted Volume, Number of Trades, Monthly Liquidity %, % Spread *, Bid Depth (A\$'000s) **, Ask Depth (A\$'000s) **, Last, Year High, Year Low, 1 Month Total Return, 1 Year Total Return, 3 Year Total Return (ann.), 5 Year Total Return (ann.). Rows are categorized into Equity - Domestic and Equity - International.

Ticker	Fund's Name	MER (% p.a)	AUM (\$m)	AUM (\$m) Change	Funds Inflow / Outflow (\$m)	Value Traded (\$)	Transacted Volume	Number of Trades	Monthly Liquidity %	% Spread *	Bid Depth (A\$'000s) **	Ask Depth (A\$'000s) **	Last	Year High	Year Low	1 Month Total Return	1 Year Total Return	3 Year Total Return (ann.)	5 Year Total Return (ann.)
HIFN	BetaShares Japan ETF - Currency Hedged	0.58	52.36	12.29	7.38	\$11,273,606	887,586	247	23.63%	0.30%	\$186.60	\$228.86	14.48	14.65	8.98	12.25%	11.95%	2.10%	0.00%
HLTH	VanEck Vectors Global Healthcare Leaders ETF	0.45	38.77	8.44	7.70	\$11,268,970	1,074,937	563	39.19%	0.32%	\$101.68	\$273.46	10.77	11.08	10.27	11.14%	0.00%	0.00%	0.00%
HNDQ	BetaShares NASDAQ 100 ETF - Currency Hedged	0.51	51.19	6.81	2.70	\$15,292,397	550,773	576	29.87%	0.21%	\$262.52	\$269.73	28.48	29.45	24.62	9.24%	0.00%	0.00%	0.00%
HOQT	BetaShares Global Quality Leaders ETF - Currency Hedged	0.35	6.87	1.25	0.01	\$1,532,824	67,895	128	22.32%	0.49%	\$100.45	\$189.96	22.85	23.28	18.96	7.78%	0.00%	0.00%	0.00%
IAA	Shares S&P Asia 50 ETF	0.50	706.05	56.05	26.66	\$44,389,226	399,193	3,240	6.29%	0.74%	\$323.54	\$160.15	112.10	114.89	80.00	4.52%	25.46%	10.50%	14.33%
IEEM	Shares MSCI Emerging Markets ETF	0.47	839.77	72.35	37.74	\$56,327,532	1,062,852	4,344	8.37%	0.43%	\$131.75	\$273.46	67.05	69.66	60.00	11.84%	2.84%	5.58%	8.86%
IEU	Shares S&P Europe ETF	0.60	548.53	66.22	4.76	\$56,310,801	938,641	2,375	10.27%	0.32%	\$164.97	\$237.97	63.17	71.30	45.00	12.74%	-4.42%	2.82%	3.84%
IHO0	Shares Global 100 AUD Hedged ETF	0.43	100.45	9.34	0.54	\$5,101,363	39,646	230	5.08%	0.68%	\$108.79	\$233.64	131.20	133.84	85.97	9.66%	11.11%	9.30%	10.40%
IHVV	Shares S&P 500 AUD Hedged ETF	0.10	666.22	99.80	43.06	\$88,261,303	209,303	2,646	13.25%	0.16%	\$432.08	\$404.47	430.17	445.23	265.73	10.02%	11.02%	10.19%	11.79%
IHWL	Shares Core MSCI World All Cap AUD Hedged ETF	0.12	226.29	39.51	17.26	\$20,053,858	535,806	326	8.86%	0.38%	\$390.07	\$116.12	38.70	40.00	34.00	10.22%	0.70%	0.00%	0.00%
IIND	BetaShares India Quality ETF	0.80	33.25	5.68	5.20	\$6,427,353	738,163	411	19.33%	0.99%	\$195.68	\$235.81	8.66	9.12	6.34	1.76%	0.20%	0.00%	0.00%
IJH	Shares S&P Midcap ETF	0.07	144.79	19.52	6.74	\$13,408,397	47,033	377	9.26%	0.28%	\$244.18	\$255.93	295.80	317.79	150.00	10.20%	0.04%	7.21%	8.82%
IJP	Shares MSCI Japan ETF	0.47	327.63	47.38	27.34	\$32,511,968	373,974	1,478	9.92%	0.52%	\$246.35	\$192.14	88.56	91.94	65.21	7.15%	2.76%	5.33%	6.36%
IJR	Shares S&P Small-Cap ETF	0.07	219.47	38.58	13.56	\$24,112,967	214,764	1,486	10.99%	0.27%	\$86.50	\$220.62	116.79	126.84	78.00	13.83%	-2.42%	5.80%	8.79%
IJK	Shares MSCI South Korea Capped Index ETF	0.59	56.31	3.78	-1.96	\$3,432,796	33,963	357	6.10%	0.73%	\$193.99	\$182.51	104.55	106.22	65.00	10.93%	22.29%	3.01%	8.86%
INCM	BetaShares Global Income Leaders ETF	0.45	17.46	1.11	0.00	\$2,815,046	220,742	138	16.12%	0.66%	\$44.66	\$80.12	12.91	17.44	11.00	6.78%	-21.46%	0.00%	0.00%
IIOO	Shares S&P Global 100 ETF	0.46	194.99	126.72	21.40	\$57,168,476	872,460	7,200	2.95%	0.23%	\$70.40	\$107.62	82.10	82.16	82.10	5.83%	7.04%	11.42%	15.87%
IIVE	Shares MSCI EAFE ETF	0.31	384.70	32.11	-8.83	\$16,392,081	176,976	644	4.26%	0.56%	\$466.46	\$476.82	96.44	106.55	76.00	10.76%	-2.27%	3.80%	4.87%
IIVV	Shares S&P 500 ETF	0.04	3553.84	261.41	84.86	\$184,438,814	378,088	9,066	5.19%	0.11%	\$412.28	\$1,051.35	490.82	518.69	369.40	5.36%	6.81%	13.66%	12.77%
IWLD	Shares Core MSCI World All Cap ETF	0.09	136.51	11.56	4.59	\$6,266,902	163,341	467	4.59%	0.40%	\$188.81	\$724.97	39.02	41.58	30.00	8.00%	0.24%	0.00%	0.00%
IXI	Shares S&P Global Consumer Staples ETF	0.47	118.46	0.81	3.77	\$12,506,140	159,883	653	10.56%	0.46%	\$158.50	\$77.42	77.42	89.47	82.80	3.33%	-2.80%	2.85%	3.83%
IXJ	Shares S&P Global Healthcare ETF	0.47	794.46	50.43	23.93	\$43,153,899	425,722	5,606	5.43%	0.35%	\$131.24	\$162.03	100.04	109.70	86.00	3.56%	2.64%	11.87%	7.98%
IYZ	Shares FTSE China Large-Cap ETF	0.74	130.63	3.34	1.07	\$28,079,756	433,505	986	21.50%	0.53%	\$137.08	\$124.46	64.67	67.47	54.50	1.78%	9.56%	3.98%	6.69%
ELN5	ETFs Ultra Long Nasdaq 100 Hedge Fund	1.00	5.64	1.00	-0.01	\$13,155,321	1,149,217	401	233.31%	0.18%	\$79.16	\$116.73	12.51	13.39	9.14	21.69%	0.00%	0.00%	0.00%
ELPD	ETFs Peak Global Disruption Fund (Managed Fund)	1.20	137.37	137.37	137.37	\$3,727,042	1,262,206	160	2.71%	0.29%	\$126.26	\$23.75	2.75	2.83	2.63	0.00%	0.00%	0.00%	0.00%
EMAT	Munro Global Growth Fund (Hedge Fund)	1.35	11.15	11.15	11.15	\$11,319,679	2,200,791	437	101.55%	-	-	-	5.13	5.31	4.97	0.00%	0.00%	0.00%	0.00%
MGOC	Magellan Global Fund - Open Class Units (Managed Fund)	1.35	13592.75	13592.75	13592.75	\$71,770	28,145	60	0.00%	-	-	-	2.55	2.55	2.55	0.00%	0.00%	0.00%	0.00%
MHGH	Magellan Global Equities Fund Currency Hedged (Managed Fund)	1.35	311.63	35.88	11.46	\$35,702,570	9,274,785	1,131	0.00%	0.54%	\$31.96	\$17.85	3.65	3.84	2.72	1.96%	8.31%	10.19%	10.58%
MIBK	Magellan Global Extension Fund	1.25	40.01	0.56	0.69	\$1,360,771	39,417	60	3.45%	0.40%	\$4.46	\$4.46	3.46	3.46	3.46	0.00%	0.00%	0.00%	0.00%
MNRS	BetaShares Global Gold Miners ETF - Currency Hedged	0.57	56.25	6.17	0.00	\$1,618,771	2,592,437	1,596	31.32%	1.69%	\$48.69	\$50.97	6.11	8.50	3.71	-9.88%	28.13%	18.87%	0.00%
MOAT	VanEck Vectors Morningstar Wide Moat ETF	0.49	191.65	24.20	6.24	\$14,976,209	186,497	848	7.81%	0.30%	\$345.79	\$659.95	83.22	85.42	62.00	10.72%	4.40%	15.62%	15.25%
MOGL	Montgomery Global Equities Fund (Managed Fund)	1.32	85.35	1.40	0.65	\$2,370,361	695,804	123	2.78%	0.80%	\$44.77	\$16.42	3.40	3.98	2.80	0.89%	-4.62%	0.00%	0.00%
MSTR	Morningstar International Shares Active ETF (Managed Fund)	0.39	103.09	13.02	2.93	\$4,951,470	523,006	227	4.80%	0.40%	\$428.15	\$429.25	9.72	9.81	6.74	11.20%	-0.52%	0.00%	0.00%
NDIA	ETFs Reliance India Nifty 50 ETF	1.00	12.85	0.54	0.00	\$1,001,063	21,157	104	7.79%	0.44%	\$430.73	\$431.76	47.60	52.04	33.97	4.36%	-6.46%	0.00%	0.00%
INDQ	BetaShares NASDAQ 100 ETF	0.48	1380.31	133.87	82.29	\$241,096,958	8,927,444	23,750	17.46%	0.07%	\$484.56	\$917.24	27.43	28.19	18.68	4.14%	33.18%	25.77%	20.58%
PAXX	Platinum Asia Fund (Quoted Managed Hedge Fund)	1.10	180.92	12.86	7.27	\$8,793,964	1,578,553	40	4.86%	0.75%	\$520.33	\$483.53	5.59	5.71	4.00	3.33%	28.75%	7.71%	0.00%
PPIX	Platinum International Fund (Quoted Managed Hedge Fund)	1.10	329.75	24.82	-5.68	\$14,043,942	3,044,681	617	4.26%	0.78%	\$404.31	\$396.44	4.73	4.95	4.00	2.70%	2.70%	2.53%	0.00%
QHAI	VanEck Vectors MSCI World Ex-Australia Quality (Hedged) ETF	0.43	268.59	34.10	12.46	\$23,708,540	724,161	753	8.83%	0.28%	\$119.90	\$117.77	33.26	36.00	20.89	9.23%	15.91%	0.00%	0.00%
QLTY	BetaShares Global Quality Leaders ETF	0.35	103.40	15.69	12.50	\$14,775,122	708,017	922	14.29%	0.37%	\$98.96	\$123.97	20.84	21.84	16.25	3.63%	0.00%	0.00%	0.00%
QMIK	SPDR MSCI World Quality Mix Fund	0.40	241.4	1.54	0.06	\$1,571,680	75,773	45	6.51%	0.39%	\$195.27	\$195.77	21.73	24.42	18.84	7.04%	-0.52%	0.28%	0.00%
QUAL	VanEck Vectors MSCI World Ex-Australia Quality ETF	0.40	1442.72	137.11	70.48	\$8,845,282	2,531,007	3,169	5.88%	0.17%	\$265.62	\$1,298.21	33.57	36.89	23.50	5.10%	11.76%	15.81%	12.79%
QIUS	BetaShares FTSE RAFI US 1000 ETF	0.40	11.92	0.45	6.62	\$9,662,415	267,663	246	15.79%	0.22%	\$123.72	\$307.22	36.80	41.57	27.03	10.74%	-3.07%	7.46%	8.28%
RBTZ	BetaShares Global Robotics and Artificial Intelligence ETF	0.57	96.04	24.11	17.52	\$15,890,218	1,215,382	1,748	16.55%	0.51%	\$348.95	\$90.93	13.48	13.99	8.00	9.15%	35.34%	0.00%	0.00%
ROBO	ETFs Global Robotics and Automation ETF	0.69	168.87	18.29	4.70	\$291,481	78,280	80	9.87%	0.29%	\$67.82	\$39.87	78.27	10.22%	48.00	10.22%	0.00%	0.00%	
SNAS	ETFs Ultra Short Nasdaq 100 Hedge Fund	1.00	15.32	-9.07	-4.06	\$28,721,722	3,868,349	1,085	187.45%	0.30%	\$79.18	\$110.82	6.81	10.82	6.62	-20.54%	0.00%	0.00%	0.00%
SPY	SPDR S&P 500 ETF	0.09	555.62	4.81	1.96	\$11,981,260	24,683	484	21.54%	0.38%	\$363.04	\$327.60	490.00	510.00	374.00	5.60%	6.97%	13.74%	12.28%
TECH	ETFs Morningstar Global Technology ETF	0.45	227.00	34.36	9.83	\$21,051,358	225,628	1,475	9.83%	0.25%	\$406.04	\$358.87	98.26	98.95	63.22	12.74%	29.46%	23.33%	0.00%
UMAX	BetaShares S&P 500 Yield Maximiser Fund (Managed Fund)	0.79	170.77	4.27	1.88	\$9,585,644	198,638	305	4.15%	0.39%	\$169.68	\$169.68	18.67	22.28	16.00	5.44%	12.74%	5.44%	0.00%
VAE	Vanguard FTSE Asia Ex-Japan Shares Index ETF	0.40	262.88	28.19	20.55	\$28,916,544	382,090	1,948	11.00%	0.46%	\$378.67	\$423.09	76.11	79.00	59.01	3.26%	-15.02%	7.03%	0.00%
VEQ	Vanguard FTSE Europe Shares ETF	0.35	220.47	48.31	26.48	\$37,432,198	674,398	1,747	16.98%	0.39%	\$71.52	\$396.79	56.34	63.95	43.00	12.68%	-3.42%	3.09%	0.00%
VESG	Vanguard Ethically Conscious International Shares Index ETF	0.18	179.87	28.04	18.97	\$23,332,364	384,160	1,597	12.97%	0.29%	\$259.71	\$264.28	61.20	63.00	47.24	5.97%	8.78%	0.00%	0.00%
VWIG	VanEck Vectors FTSE International Property (Hedged) ETF	0.45	170.05	170.05	170.05	\$60,154,739	853,735	1,139	4.36%	0.29%	\$312.15	\$164.15	76.32	76.32	76.32	11.81%	0.00%	0.00%	0.00%
VGAD	Vanguard MSCI Index International Shares (Hedged) ETF	0.21	1303.98	162.81	31.43	\$71,927,993	920,520	3,396	5.52%	0.20%	\$295.57	\$300.03	80.59	82.44	49.00	11.51%	9.27%	8.38%	9.66%
VIGE	Vanguard FTSE Emerging Markets Shares ETF	0.48	450.96	36.04	20.29	\$27,871,608	387,122	2,711	6.18%	0.49%	\$123.63	\$247.92	72.46	74.69	56.43	3.80%	7.23%	5.28%	8.40%
VGMF	Vanguard Global Multi-Factor Active ETF (Managed Fund)	0.33	19.78	1.82	0.50	\$971,973	19,786	89	5.10%	0.49%	\$80.18	\$78.02	50.00	50.00	0.00%	7.64%	-7.17%	38.59	0.00%
VIND	Vanguard MSCI Index International Shares ETF	0.18	2565.60	228.36	60.65	\$119,810,424	1,440,755	9,856	4.67%	0.15%	\$121.24	\$256.45	84.24	88.74	84.24	7.85%	4.97%	10.48%	9.48%
VISM	Vanguard MSCI International Small Companies Index ETF	0.32	68.57	12.45	6.34	\$7,178,378	133,551	444	10.47%	0.50%	\$79.90	\$76.66	55.15	60.81	39.00	10.88%	1.52%	0.00%	0.00%
VMIN	Vanguard Global Minimum Volatility Active ETF (Managed Fund)	0.28	12.30	1.33	0.55	\$1,912,239	34,993	77	15.55%	0.58%	\$62.09	\$61.88	54.50	62.32	40.00	5.25%	-4.93%	0.00%	0.00%
VTS	Vanguard US Total Market Shares Index ETF	0.04	2073.73	156.13	30.18	\$112,468,953	452,327	7,047	5.42%	0.11%	\$641.79	\$1,008.53	253.28	259.74	187.80	6.57%	8.56%	13.83%	1

ticker	Fund's Name	MER (% p.a)	AUM (\$m)	AUM (\$m) Change	Funds Inflow / Outflow (\$m)	Value Traded (\$)	Transacted Volume	Number of Trades	Monthly Liquidity %	% Spread *	Bid Depth (A\$'000s) **	Ask Depth (A\$'000s) **	Last	Year High	Year Low	1 Month Total Return	1 Year Total Return	3 Year Total Return (ann.)	5 Year Total Return (ann.)
GOVT	SPDR S&P/ASX Australian Government Bond Fund	0.22	28.81	-0.12	0.01	\$2,121,636	74,091	94	7.36%	0.22%	\$161.66	\$216.30	28.56	29.13	27.10	-0.45%	2.39%	5.27%	4.41%
IBND	BetShares Government Inflation Bond Fund	0.26	257.88	37.78	36.81	\$8,411,298	64,078	473	3.26%	0.19%	\$48.88	\$201.12	10.12	10.13	111.41	0.61%	3.63%	5.45%	4.02%
IAP	BetShares Core Composite Bond ETF	0.20	1582.17	50.42	51.33	\$105,807,846	906,372	3,506	6.69%	0.10%	\$904.12	\$2,018.25	116.67	118.28	105.45	-0.06%	2.83%	4.94%	4.18%
ICOR	BetShares Core Corporate Bond ETF	0.15	11.90	1.10	0.00	\$4,149,793	40,308	71	34.87%	0.32%	\$569.22	\$758.65	103.45	103.49	100.05	0.78%	0.00%	0.00%	0.00%
IGB	BetShares Treasury ETF	0.26	110.21	2.35	2.84	\$13,846,137	121,893	344	12.56%	0.08%	\$609.38	\$1,057.36	113.62	117.46	108.55	-0.46%	2.04%	5.12%	4.22%
IPLUS	VanEck Vectors Australian Corporate Bond Plus ETF	0.32	255.83	3.82	1.14	\$10,779,204	570,228	618	4.21%	0.26%	\$173.37	\$178.30	19.01	19.03	15.19	1.06%	4.34%	5.55%	0.00%
IQON	BetShares Australian Bank Senior Floating Rate Bond ETF	0.22	736.71	12.98	10.49	\$45,205,693	1,726,250	1,581	6.14%	0.19%	\$83.22	\$947.58	26.21	26.23	23.94	0.39%	2.77%	2.64%	0.00%
IRCB	Russell Australian Select Corporate Bond ETF	0.28	251.40	-0.12	0.00	\$10,782,418	515,713	388	4.29%	0.29%	\$481.99	\$502.85	20.88	21.28	18.45	-0.05%	4.16%	4.53%	4.11%
IRGB	Russell Australian Government Bond ETF	0.24	84.98	-0.11	0.07	\$2,613,404	112,574	149	3.08%	0.18%	\$680.35	\$699.21	23.21	21.91	20.04	-0.19%	3.13%	4.18%	3.46%
IRSM	Russell Australian Semi-Government Bond ETF	0.26	70.31	-0.13	0.00	\$4,979,577	233,226	128	7.08%	0.23%	\$643.41	\$624.90	21.33	21.91	20.04	-0.19%	3.13%	4.18%	3.46%
ISUBD	VanEck Vectors Australian Subordinated Debt ETF	0.29	122.44	2.01	1.91	\$6,859,511	273,442	120	5.60%	0.15%	\$250.52	\$250.59	25.05	25.23	22.40	0.24%	2.11%	0.00%	0.00%
IVACF	Vanguard Australian Corporate Fixed Interest Index ETF	0.26	448.48	29.21	26.24	\$36,628,358	679,310	1,519	8.17%	0.14%	\$216.06	\$700.00	54.11	54.28	49.14	0.71%	3.78%	4.80%	0.00%
IVAF	Vanguard Australian Fixed Interest Index ETF	0.20	1543.68	16.37	20.44	\$82,349,616	1,569,277	3,626	5.33%	0.13%	\$480.07	\$881.20	52.40	53.68	48.80	-0.27%	2.73%	4.87%	4.10%
IVGB	Vanguard Australian Government Bond Index ETF	0.20	586.99	-1.75	0.00	\$56,065,336	1,044,610	1,793	9.55%	0.12%	\$739.28	\$692.20	53.59	54.94	50.50	-0.30%	2.60%	5.08%	4.29%
KKAP	Activex Kapstream AR	0.55	4.97	1.02	1.00	\$1,010,633	9,907	11	20.35%	0.11%	\$271.86	\$195.82	102.29	102.29	97.83	0.46%	5.28%	0.00%	0.00%
Fixed Income - International																			
IEBND	VanEck Vectors Emerging Income Opportunities Active ETF (Managed Fund)	0.95	32.75	11.76	11.56	\$11,367,199	984,921	211	34.71%				11.56	12.15	9.75	1.40%	0.00%	0.00%	0.00%
IECAS	iShares Cash Booster Fund (Managed Fund) (ECAS)	0.15	8.95	0.00	0.00	\$0	50	-	0.00%	0.04%	\$589.72	\$306.66	50.01	50.12	50.01	0.06%	1.75%	0.00%	0.00%
IECOR	iShares Core Income Fund (Managed Fund) (ECOR)	0.45	3.62	0.01	0.00	\$50,240	1,000	-	1.39%	0.13%	\$199.42	\$199.42	50.24	50.24	49.16	0.23%	1.24%	0.00%	0.00%
EMAX																			
IGBND	BetShares Sustainability Leaders Diversified Bond ETF - Currency Hedged	0.49	98.14	6.47	6.25	\$6,027,664	231,461	200	6.14%	0.25%	\$231.32	\$217.09	26.06	26.19	24.10	0.23%	4.40%	0.00%	0.00%
IGGOV	BetShares Global Government Bond 20+ Year ETF - Currency Hedged	0.22	1.97	0.00	0.01	\$472,756	19,361	36	24.04%	0.31%	\$61.49	\$61.00	24.51	25.18	23.80	-0.37%	0.00%	0.00%	0.00%
IHCB	BetShares Core Global Corporate Bond (AUD Hedged) ETF	0.26	326.65	-18.93	-23.93	\$47,234,089	420,665	1,058	14.46%	1.09%	\$138.35	\$211.26	114.12	117.00	88.90	1.45%	5.98%	5.06%	0.00%
IHHY	BetShares Global High Yield Bond (AUD Hedged) ETF	0.56	77.05	5.17	2.05	\$4,229,828	41,790	377	5.49%	1.19%	\$37.62	\$127.57	102.33	109.24	68.66	4.34%	1.66%	3.18%	0.00%
IPAYS	The Schroder Absolute Return Income (Managed Fund)	0.54	30.70	0.40	0.25	\$679,170	67,993	10	2.21%	0.27%	\$268.64	\$286.40	10.03	10.11	9.45	0.75%	2.85%	0.00%	0.00%
IRACT	Janus Henderson Tactical Income Active ETF	0.45	20.46	5.14	5.05	\$5,637,554	112,029	109	27.56%	0.09%	\$273.56	\$332.28	50.50	50.52	49.98	0.00%	0.00%	0.00%	0.00%
IVCI	Vanguard International Credit Securities Index (Hedged) ETF	0.30	193.95	11.49	9.45	\$11,955,151	242,106	708	6.16%	0.43%	\$75.76	\$452.84	49.72	52.56	41.20	1.12%	5.03%	4.80%	0.00%
IHCB	BetShares iShares Global High Yield Bond (AUD Hedged) ETF	0.51	38.97	3.51	1.01	\$3,366,680	32,746	178	8.77%	1.06%	\$101.75	\$99.90	103.50	110.96	74.69	4.12%	4.87%	3.30%	0.00%
IYCI	Vanguard International Dividend Appreciation Index (Hedged) ETF	0.30	306.15	19.99	17.03	\$21,177,181	380,383	1,152	6.47%	0.37%	\$258.82	\$307.90	56.38	59.87	44.50	6.46%	3.59%	7.14%	0.00%
IYVFI	Vanguard Ethically Conscious Global Aggregate Bond Index (Hedged) ETF	0.26	33.71	11.66	11.56	\$11,017,062	205,143	448	32.68%	0.44%	\$30.62	\$34.92	53.76	56.00	49.40	0.45%	4.80%	0.00%	0.00%
IYVFI	Vanguard International Fixed Interest Index (Hedged) ETF	0.20	592.39	18.88	17.84	\$43,314,379	856,444	1,937	7.14%	0.17%	\$255.47	\$432.86	49.55	52.95	48.84	0.18%	4.12%	4.30%	0.00%
IYARD	Activex Ardea Real Outcome Bond Fund (Managed Fund)	0.50	366.75	58.10	57.63	\$63,185,891.20	2,369,379.00	1,314.00	0.17	0.19%	\$300.53	\$517.00	26.75	27.61	24.45	0.15%	5.81%	0.00%	0.00%
Cash Products																			
IAAA	BetShares Australian High Interest Cash ETF	0.18	2,164.16	(44.91)	(44.91)	\$67,886,530.54	11,339,498.00	2,447.00	0.26	0.02%	\$45,444.38	\$45,639.81	50.09	50.13	50.06	0.05%	0.83%	1.50%	1.72%
IICSH	BetShares Core Cash ETF	0.07	557.59	0.00	-0.06	\$59,986,960	598,284	73	10.76%	0.02%	\$22,031.33	\$22,013.99	100.27	100.41	100.11	0.02%	0.46%	1.30%	0.00%
IISCC	BetShares Enhanced Cash ETF	0.12	196.15	2.57	2.55	\$22,059,959	219,446	369	11.25%	0.02%	\$22,845.61	\$22,065.90	100.53	100.55	100.20	0.03%	0.70%	1.49%	0.00%
Mixed Asset																			
IDBBF	BetShares Diversified Balanced ETF	0.26	3.86	0.17	0.00	\$160,130	6,348	10	4.15%	0.39%	\$252.10	\$344.95	25.72	26.03	21.58	4.60%	0.00%	0.00%	0.00%
IDGCF	BetShares Diversified Growth ETF	0.26	3.89	0.25	0.00	\$541,062	22,117	41	13.78%	0.48%	\$250.87	\$227.85	25.90	26.73	19.94	6.72%	0.00%	0.00%	0.00%
IDHGF	BetShares Diversified High Growth ETF	0.26	7.68	2.93	2.55	\$2,463,320	96,359	374	32.08%	0.45%	\$237.65	\$204.21	25.46	26.63	18.79	8.16%	0.00%	0.00%	0.00%
IDMKT	AMF Capital Dynamic Markets Fund (Hedge Fund)	0.50	3.19	-0.86	-1.22	\$1,262,737	578,151	60	39.56%				2.23	2.65	2.00	8.78%	-11.16%	-4.44%	-0.00%
IDZZF	BetShares Diversified Conservative Income ETF	0.26	3.69	0.11	0.00	\$574,859	23,705	21	15.56%	0.38%	\$228.35	\$194.41	24.62	25.53	22.04	3.09%	0.00%	0.00%	0.00%
IGROW	Schroder Real Return Fund (Managed Fund)	0.50	40.51	1.63	1.01	\$1,703,264	458,443	89	4.20%	0.21%	\$477.32	\$477.32	3.75	3.75	3.32	4.17%	3.07%	3.60%	0.00%
IYLD	BetShares Yield Plus ETF	0.12	10.16	0.03	0.00	\$31,466	310	6	0.31%	0.35%	\$1,296.43	\$852.98	101.60	101.95	100.32	0.39%	0.00%	0.00%	0.00%
IVDBA	Vanguard Diversified Balanced Index ETF	0.27	323.93	33.23	18.91	\$21,734,215	388,291	699	6.71%	0.39%	\$258.98	\$400.00	56.45	59.06	46.50	4.93%	3.87%	6.57%	0.00%
IVDCO	Vanguard Diversified Conservative Index ETF	0.27	137.20	9.78	6.05	\$10,001,203	180,327	218	7.29%	0.37%	\$283.17	\$387.06	55.89	57.29	46.50	2.93%	3.82%	5.55%	0.00%
IVDGR	Vanguard Diversified Growth Index ETF	0.27	327.88	35.84	17.03	\$21,177,181	380,383	1,152	6.47%	0.37%	\$258.82	\$307.90	56.38	59.87	44.50	6.46%	3.59%	7.14%	0.00%
IVDHG	Vanguard Diversified High Growth Index ETF	0.27	610.29	86.12	42.26	\$54,845,605	982,066	7,844	8.99%	0.34%	\$255.56	\$381.61	56.72	60.97	42.50	8.37%	3.25%	7.68%	0.00%
Currencies																			
IAUDS	BetShares Strong Australian Dollar Fund (Hedge Fund)	1.38	10.50	1.11	0.02	\$6,920,641	687,940	205	65.91%	0.42%	\$125.78	\$124.96	10.48	11.79	6.46	11.61%	6.49%	-8.43%	0.00%
IEU	BetShares Euro ETF	0.45	15.29	-0.24	-0.07	\$387,781	21,997	32	2.54%	0.10%	\$416.25	\$483.10	17.61	20.40	17.06	-1.07%	-5.39%	0.68%	-2.94%
IPOU	BetShares British Pound ETF	0.45	182.20	-29.29	-19.07	\$47,398,201	3,568,176	666	26.01%	0.11%	\$1,321.98	\$1,229.82	13.00	12.98	12.98	-4.83%	-8.12%	1.91%	0.02%
IUSD	BetShares U.S. Dollar ETF	1.38	10.21	-1.18	0.00	\$3,541,427	314,384	166	34.68%	0.41%	\$139.29	\$139.91	10.75	22.04	10.69	-10.34%	-26.17%	-0.35%	0.00%
IYANK	BetShares Strong US Dollar Fund (Hedge Fund)	0.30	11.14	-0.55	0.00	\$1,530,677	145,601	48	13.75%	0.15%	\$277.59	\$264.08	10.30	13.81	10.30	-4.72%	-7.90%	3.02%	0.17%
IYUSD	iShares Enhanced USD Cash ETF	0.12	196.15	2.57	2.55	\$22,059,959	219,446	369	11.25%	0.02%	\$22,845.61	\$22,065.90	100.53	100.55	100.20	0.03%	0.70%	1.49%	0.00%
Commodities																			
ETPMAG	iShares Physical Silver	0.49	190.01	-19.79	2.81	\$39,076,431	1,253,812	1,875	20.57%				28.08	39.00	19.69	-10.77%	18.08%	10.31%	8.23%
ETPMPD	iShares Physical Palladium	0.49	9.59	0.34	0.00	\$1,101,463	3,561	81	11.48%				309.53	429.00	241.00	3.64%	20.28%	35.09%	33.63%
ETPMPP	iShares Precious Metals Basket	0.44	18.49	-0.94	0.00	\$2,233,087	10,677	108	12.08%				199.87	225.57	173.61	-4.82%	14.49%	16.08%	13.63%
ETPMPT	iShares Physical Platinum	0.49																	