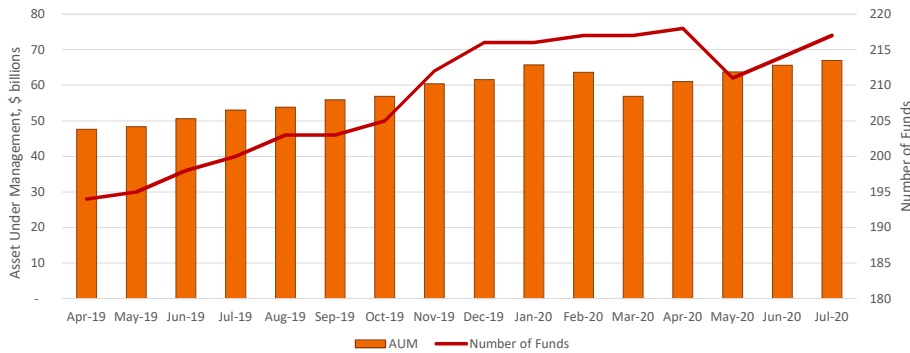
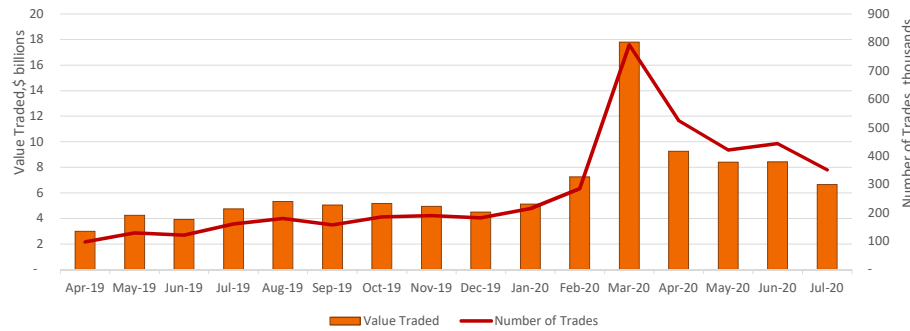




Asset Under Management & Number of Funds Quoted



Value Traded & Number of Trades



Market Summary

Chi-X Market Share
29%

Asset Under Management
\$66,944,079,239
(+2.1% since Jun-2020)

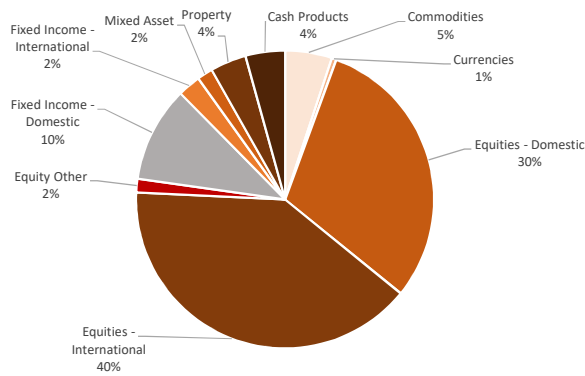
Number of Funds
217
(+1.4% since Jun-2020)

Avg. # of Transactions / Day
15,290
(-27.6% since Jun-2020)

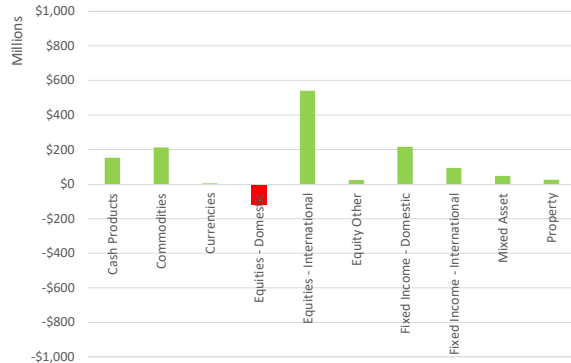
Avg. Daily Value
\$288,698,967
(-28.0% since Jun-2020)

Trading Days
23

Asset Under Management by Asset Class



Monthly Funds Flow by Asset Class



Asset Classes	# of Funds	AUM	Avg. Daily Transactions	Avg. Daily Value
Cash Products	3	\$2,874,904,002	161	\$12,696,246
Commodities	10	\$3,401,835,812	1,430	\$22,783,355
Currencies	6	\$339,439,187	65	\$2,546,161
Equities - Domestic	47	\$20,257,073,757	5,250	\$102,846,166
Equities - International	91	\$26,717,101,915	6,200	\$90,520,423
Equity Other	5	\$995,622,067	148	\$1,900,306
Fixed Income - Domestic	21	\$6,944,526,467	725	\$18,091,654
Fixed Income - International	16	\$1,658,192,850	220	\$4,967,317
Mixed Asset	11	\$1,147,885,488	308	\$2,960,465
Property	7	\$2,607,497,694	743	\$7,939,525

Issuer Summary

Issuer	# of Funds	AUM	AUM Change	Funds Flow	Value Traded	Trades
AMP	3	\$56,785,996	-\$2,948,829	-\$320,259	\$2,593,539	152
Antipodes	1	\$23,756,143	\$974,273	\$1,285,137	\$565,346	28
BetaShares	62	\$11,756,523,212	\$580,052,710	\$733,672,748	\$2,867,972,523	130,896
Einvest	5	\$35,208,824	-\$1,482,977	-\$1,264,258	\$2,518,195	93
ETFS	18	\$2,909,375,888	\$346,852,499	\$192,698,995	\$426,349,356	29,283
Fidante	2	\$223,241,110	\$20,766,032	\$25,386,847	\$27,817,542	604
Fidelity	1	\$92,541,383	\$8,086,641	\$3,494,927	\$4,833,357	353
InvestSmart	2	\$45,106,335	\$667,946	-\$282,804	\$431,503	42
iShares	35	\$15,283,931,562	-\$60,304,079	-\$126,286,219	\$966,348,844	53,537
Janus Henderson	1	\$501,400	\$501,400	\$501,400	\$17,390	2
K2	1	\$7,738,281	\$379,166	-\$65,616	\$96,627	5
Magellan	4	\$2,566,524,980	-\$313,952	\$53,067,954	\$99,626,259	5,775
Montaka	1	\$32,520,479	\$214,245	-\$76,802	\$136,420	32
Montgomery	1	\$80,916,999	-\$1,474,152	-\$1,218,278	\$2,704,683	142
MorningStar	1	\$98,132,269	\$5,980,279	\$3,472,000	\$4,811,787	231
Platinum	2	\$455,775,039	\$3,472,549	-\$3,176,717	\$13,517,107	831
Russell Investments	5	\$831,289,948	\$1,273,781	\$8,705,469	\$54,079,886	1,228
Schroder	2	\$65,652,372	\$542,680	\$409,072	\$1,901,562	60
SelfWealth	1	\$88,643,394	\$2,492,759	\$2,429,676	\$571,448	43
StateStreet	16	\$6,001,176,683	-\$77,870,792	-\$108,911,604	\$466,465,606	24,537
Switzer	2	\$205,299,135	\$9,175,074	\$7,375,403	\$14,002,513	520
The Perth Mint	1	\$597,539,180	\$67,634,406	\$33,500,067	\$57,725,192	2,674
VanEck	21	\$4,689,616,582	\$188,552,385	\$153,670,836	\$435,170,923	19,712
Vanguard	29	\$20,796,282,043	\$260,329,084	\$207,134,244	\$1,189,818,639	80,889

New Funds Issued

Fund Name	Code	AUM	Listing Date	Listing Venue
Janus Henderson Tactical Income Active ETF	TACT	\$501,400	29/07/2020	CXA
BetaShares NASDAQ 100 ETF - Currency Hedge	HNDQ	\$15,348,000	22/07/2020	ASX
BetaShares Global Sustainability Leaders ETF - C	HETH	\$5,958,000	22/07/2020	ASX
ETFS Ultra Long Nasdaq 100 Hedge Fund	LNAS	\$1,492,500	13/07/2020	ASX
ETFS Ultra Short Nasdaq 100 Hedge Fund	SNAS	\$4,396,500	13/07/2020	ASX
Montaka Global Extension Fund	MKAX	\$32,520,479	24/06/2020	ASX
BetaShares Global Quality Leaders ETF - Curren	HQLT	\$3,120,000	10/06/2020	ASX
Airlie Australian Share Fund (Managed Fund)	AASF	\$28,250,862	4/06/2020	ASX
iShares Core Corporate Bond ETF	ICOR	\$10,166,000	29/05/2020	ASX
iShares Yield Plus ETF	IYLD	\$10,100,000	29/05/2020	ASX
BetaShares Global Government Bond 20+ Year	GGOV	\$2,004,927	11/05/2020	ASX
BetaShares S&P/ASX Australian Technology ETF	ATEC	\$70,127,450	5/03/2020	ASX
ETFS FANG+ ETF	FANG	\$57,933,108	2/03/2020	ASX
VanEck Vectors Emerging Income Opportunitie	EBND	\$20,804,913	13/02/2020	ASX
Betashares Diversified Conservative Income ET	DZZF	\$3,572,000	12/12/2019	ASX
Betashares Diversified Balanced ETF	DBBF	\$2,427,272	11/12/2019	ASX
Betashares Diversified Growth ETF	DGGF	\$2,410,094	9/12/2019	ASX
Betashares Diversified High Growth ETF	DHHF	\$4,627,265	5/12/2019	ASX
BetaShares Sustainability leaders Diversified Bc	GBND	\$78,316,241	28/11/2019	ASX
The Schroder Absolute Return Income (Manag	PAYS	\$27,140,892	26/11/2019	CXA

Contact

Address

CHI-X AUSTRALIA PTY LTD
Level 23, Governor Phillip Tower
1 Farrer Place, Sydney
NSW 2000 Australia

Phone

Phone: +61 2 8078 1700

Online

Email: au.info@chi-x.com
Website: www.chi-x.com.au

About Chi-X Australia

Chi-X is the securities and derivatives exchange transforming the Australian investment market through a focus on customers and innovation. Chi-X delivers easy, cost-effective access to local and global investment opportunities.

©2020, Chi-X Australia Pty Ltd ("Chi-X") ABN 47 129 584 667. All rights reserved. CHI-X is a Chi-X Group trade mark. Chi-X holds an Australian Market Licence and operates a financial market in Australia. This document is not intended to be financial product advice and is provided for informational purposes only. Under no circumstances is it to be used as a basis for, or considered as an offer to, engage in any activity or purchase or sell any security, or as a solicitation or recommendation of the purchase, sale, or offer to purchase or sell any security. To the extent permitted by law Chi-X makes no representations or warranties and excludes all liability in relation to the information contained in this document.

GOLD	ETFs Physical Gold	0.40	2044.65	243.12	136.05	\$270,382,885	1,090,720	18,240	13.22%	256.70	271.00	193.48	5.94%	32.31%	19.43%	12.62%
FOOD	BetaShares Crude Oil Index ETF-Currency Hedged (Synthetic)	0.61	218.80	-14.22	-21.27	\$5,645,387	20,871,375	4,516	39.14%	4.09	16.90	2.47	3.02%	-68.12%	-27.15%	-24.55%
FMGOLD	Flexi Mint Gold	0.15	597.54	67.62	33.50	\$97,725,192	2,180,852	2,674	9.66%	37.43	27.70	20.53	6.44%	33.28%	20.13%	13.13%
IQAG	BetaShares Agriculture ETF-Currency Hedged (Synthetic)	0.64	2.91	0.10	0.00	\$544,832	111,148	68	18.71%	4.92	5.75	4.59	3.43%	-14.30%	-12.59%	-9.26%
IGAU	BetaShares Gold Bullion ETF (AUS Hedged)	0.91	317.65	63.80	40.89	\$69,638,918	3,879,127	3,307	21.92%	18.96	18.97	14.22	11.30%	35.65%	13.52%	11.22%
TCB	BetaShares Commodities Basket ETF-Currency Hedged (Synthetic)	0.69	7.62	0.36	0.00	\$937,345	146,573	139	12.32%	6.50	8.43	5.44	5.01%	-19.65%	-7.56%	-7.13%