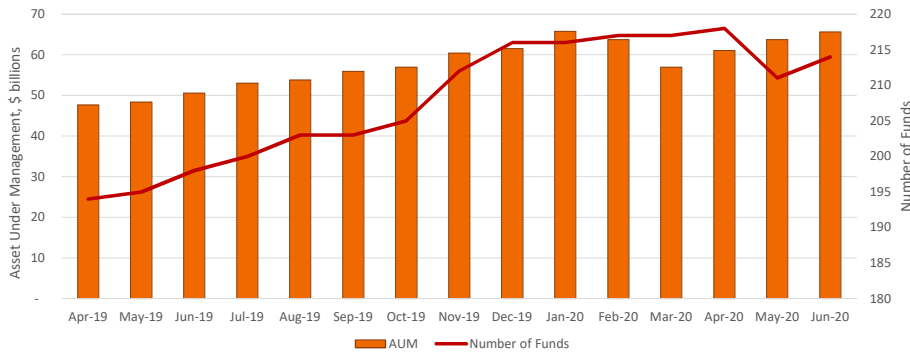




Asset Under Management & Number of Funds Quoted



Value Traded & Number of Trades



Market Summary

Chi-X Market Share
32%

Asset Under Management
\$65,590,526,111
(+2.9% since May-2020)

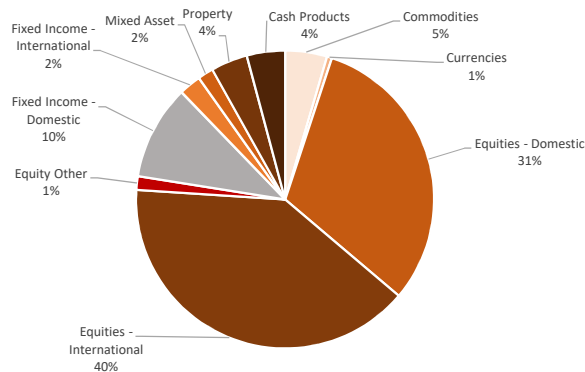
Number of Funds
214
(+1.4% since May-2020)

Avg. # of Transactions / Day
21,125
(+5.3% since May-2020)

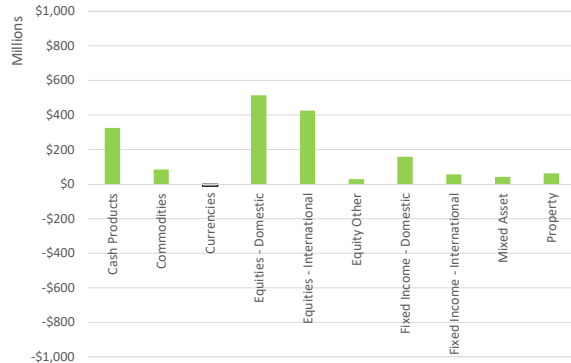
Avg. Daily Value
\$401,127,536
(+0.1% since May-2020)

Trading Days
21

Asset Under Management by Asset Class



Monthly Funds Flow by Asset Class



Asset Classes	# of Funds	AUM	Avg. Daily Transactions	Avg. Daily Value
Cash Products	4	\$2,723,515,635	188	\$15,372,059
Commodities	10	\$2,980,529,932	1,728	\$28,205,171
Currencies	6	\$355,671,282	105	\$2,790,155
Equities - Domestic	47	\$20,399,713,246	9,233	\$152,957,373
Equities - International	87	\$26,125,178,387	7,263	\$118,477,180
Equity Other	5	\$987,502,388	190	\$2,487,647
Fixed Income - Domestic	21	\$6,728,779,818	708	\$18,515,662
Fixed Income - International	15	\$1,566,830,233	250	\$5,177,899
Mixed Asset	12	\$1,111,214,327	397	\$4,152,766
Property	7	\$2,611,590,864	1,063	\$10,849,604

Issuer Summary

Issuer	# of Funds	AUM	AUM Change	Funds Flow	Value Traded	Trades
AMP	3	\$59,734,825	-\$3,834,777	-\$1,175,401	\$4,274,280	166
Antipodes	1	\$22,781,870	-\$556,780	-\$694,067	\$532,279	23
BetaShares	60	\$11,176,470,503	\$801,235,328	\$716,336,567	\$3,553,771,277	162,224
Einvest	5	\$36,691,801	\$464,513	\$315,885	\$1,589,900	108
ETFS	16	\$2,562,523,389	\$68,443,479	\$89,383,158	\$412,155,181	22,695
Fidante	2	\$202,475,079	\$21,658,588	\$20,522,963	\$22,524,173	524
Fidelity	1	\$84,454,742	\$5,240,685	\$1,199,152	\$3,876,260	265
InvestSmart	2	\$44,438,389	-\$930,439	-\$211,930	\$761,297	76
iShares	35	\$15,344,235,641	\$196,423,871	\$193,169,004	\$1,522,506,842	70,764
K2	1	\$7,359,115	-\$688,149	-\$644,174	\$658,384	24
Magellan	4	\$2,566,838,932	\$38,748,821	\$67,727,644	\$130,793,225	6,665
Montaka	1	\$32,306,234	\$32,306,234	\$32,306,234	\$35,500	4
Montgomery	1	\$82,391,151	\$257,434	-\$1,038,051	\$3,343,930	215
MorningStar	1	\$92,151,990	\$1,493,334	\$845,000	\$3,816,002	232
Pinnacle	2	\$0	-\$8,141,152	-\$8,081,378	\$294,279	11
Platinum	2	\$452,302,490	-\$6,965,022	-\$4,382,637	\$15,497,830	670
Russell Investments	5	\$830,016,168	-\$8,654,018	\$1,617,565	\$32,502,029	1,906
Schroder	2	\$65,109,692	\$423,691	\$556,553	\$2,164,601	67
SelfWealth	1	\$86,150,635	-\$630,371	\$353,874	\$560,748	92
StateStreet	16	\$6,079,047,475	\$25,248,460	\$34,465,110	\$568,904,400	43,960
Switzer	2	\$196,124,061	\$8,390,216	\$7,025,550	\$12,993,769	584
The Perth Mint	1	\$529,904,773	\$22,179,634	\$24,532,937	\$55,158,042	2,734
VanEck	21	\$4,501,064,197	\$155,147,130	\$157,959,841	\$436,490,027	18,276
Vanguard	29	\$20,535,952,958	\$490,340,738	\$347,604,857	\$1,638,474,008	111,347

New Funds Issued

Fund Name	Code	AUM	Listing Date	Listing Venue
Montaka Global Extension Fund	MKAX	\$32,306,234	24/06/2020	ASX
BetaShares Global Quality Leaders ETF - Current	HQLT	\$3,015,000	10/06/2020	ASX
Airlie Australian Share Fund (Managed Fund)	AASF	\$27,729,285	4/06/2020	ASX
iShares Core Corporate Bond ETF	ICOR	\$10,094,000	29/05/2020	ASX
iShares Yield Plus ETF	IYLD	\$10,066,000	29/05/2020	ASX
BetaShares Global Government Bond 20+ Year	GGOV	\$2,000,000	11/05/2020	ASX
BetaShares S&P/ASX Australian Technology ETF	ATEC	\$44,625,000	5/03/2020	ASX
ETFS FANG+ ETF	FANG	\$43,105,000	2/03/2020	ASX
VanEck Vectors Emerging Income Opportunities	EBND	\$17,634,832	13/02/2020	ASX
Betashares Diversified Conservative Income ETF	DZZF	\$3,546,378	12/12/2019	ASX
Betashares Diversified Balanced ETF	DBBF	\$2,424,970	11/12/2019	ASX
Betashares Diversified Growth ETF	DGGF	\$2,397,371	9/12/2019	ASX
Betashares Diversified High Growth ETF	DHHF	\$4,625,121	5/12/2019	ASX
BetaShares Sustainability Leaders Diversified BC	GBND	\$63,165,778	28/11/2019	ASX
The Schroder Absolute Return Income (Managed Fund)	PAYS	\$26,355,078	26/11/2019	CXA
einvest Core Income Fund (Managed Fund) (EC	ECOR	\$2,086,190	22/11/2019	CXA
einvest Income Maximiser Fund (Managed Fun	EMAX	\$2,168,195	22/11/2019	CXA
einvest Cash Booster Fund (Managed Fund) (EC	ECAS	\$8,953,290	12/11/2019	CXA
SelfWealth SMSF Leaders ETF	SELF	\$86,150,635	12/11/2019	ASX
Morningstar International Shares Active ETF (M	MSTR	\$92,151,990	12/11/2019	ASX

Contact

Address

CHI-X AUSTRALIA PTY LTD
Level 23, Governor Phillip Tower
1 Farrer Place, Sydney
NSW 2000 Australia

Phone

Phone: +61 2 8078 1700

Online

Email: au.info@chi-x.com
Website: www.chi-x.com.au

About Chi-X Australia

Chi-X is the securities and derivatives exchange transforming the Australian investment market through a focus on customers and innovation. Chi-X delivers easy, cost-effective access to local and global investment opportunities.

©2020, Chi-X Australia Pty Ltd ("Chi-X") ABN 47 129 584 667. All rights reserved. CHI-X is a Chi-X Group trade mark. Chi-X holds an Australian Market Licence and operates a financial market in Australia. This document is not intended to be financial product advice and is provided for informational purposes only. Under no circumstances is it to be used as a basis for, or considered as an offer to, engage in any activity or purchase or sell any security, or as a solicitation or recommendation of the purchase, sale, or offer to purchase or sell any security. To the extent permitted by law Chi-X makes no representations or warranties and excludes all liability in relation to the information contained in this document.

Australian Funds Report



Trading days: 21

Month ending: Tuesday, 30 Jun 2020

Ticker	Fund's Name	MER (% p.a)	AUM (\$m)	AUM (\$m) Change	Funds Inflow / Outflow (\$m)	Value Traded (\$)	Transacted Volume	Number of Trades	Monthly Liquidity %	Last	Year High	Year Low	1 Month Total Return	1 Year Total Return	3 Year Total Return (ann.)	5 Year Total Return (ann.)
Equity - Domestic																
X200	BetaShares Australia 200 ETF	0.07	799.72	60.48	41.71	\$110,390,370	1,108,248	5,213	13.80%	99.30	120.21	74.10	2.54%	-7.59%	0.00%	0.00%
AATC	BetaShares S&P/ASX Australian Technology ETF	0.05	44.65	16.36	14.44	\$36,368,600	1,560,850	2,400	59.00%	17.50	37.66	9.28	6.78%	0.00%	0.00%	0.00%
JAUMF	BetaShares Edge MSCI Australian Multifactor ETF	0.02	1.23	0.07	0.02	\$1,905,661	70,809	83	9.76%	25.92	31.59	19.38	0.83%	-7.23%	5.34%	0.00%
JAUST	BetaShares Mangeri Risk Red Australian Share Fund (Managed Fund)	0.05	45.52	0.26	0.00	\$3,832,862	200,897	773	9.26%	16.57	27.63	14.08	-0.53%	-6.78%	3.40%	0.00%
IBHDF	BetaShares Australian Strong Bear (Hedge Fund)	1.95	440.85	42.08	76.24	\$85,308,395	105,925,496	47,700	212.15%	8.80	10.82	7.06	-3.11%	-16.51%	20.85%	-37.30%
IBEAR	BetaShares Australian Equities Bear (Hedge Fund)	1.98	117.05	5.01	8.50	\$100,014,811	8,237,596	4,530	85.42%	12.14	14.02	2.55	-1.70%	-11.47%	0.00%	0.00%
IGCA	iInvest Income Generator Fund (Managed Fund)	0.80	21.81	0.16	0.03	\$1,139,023	349,956	58	5.22%	3.22	42.43	11.65	1.70%	-11.47%	0.00%	0.00%
IGVC	BetaShares Legg Mason Equity Income Fund (Managed Fund)	0.85	24.78	0.97	0.44	\$1,119,781	152,869	49	4.52%	7.25	8.98	5.53	2.26%	-10.46%	0.00%	0.00%
IDZO	BetaShares Australian Ex-20 Portfolio Diversifier ETF	0.25	118.72	8.06	6.80	\$12,190,214	730,998	866	10.27%	16.67	20.10	11.83	1.15%	-5.47%	5.29%	0.00%
IFAIR	BetaShares Australian Sustainability Leaders ETF	0.49	537.67	22.67	9.37	\$45,323,108	2,621,843	1,844	8.43%	17.44	19.72	13.06	2.65%	-0.55%	0.00%	0.00%
IGEAR	BetaShares Geared Australian Equity (Hedge Fund)	0.80	700.91	26.67	19.52	\$287,346,214	16,355,404	14,229	143.02%	17.51	30.33	9.00	4.10%	-26.49%	1.57%	3.72%
IGENV	iVavek Vectors MSCI Australian Sustainable Equity ETF	0.35	58.24	1.71	2.45	\$3,578,214	152,640	434	6.36%	23.23	24.89	17.79	-1.36%	-7.72%	5.18%	0.00%
IGDIV	BetaShares Australian Dividend Harvesters Fund (Managed Fund)	0.90	128.48	-0.65	0.04	\$9,228,408	697,483	624	7.18%	13.14	16.31	12.10	-0.22%	-10.26%	-1.66%	-0.41%
IJHD	iShares S&P/ASX Dividend Opportunities ETF	0.30	280.99	9.80	0.00	\$16,141,028	1,316,534	1,000	5.74%	12.26	14.89	9.11	0.63%	-9.37%	1.17%	1.15%
ILC	iShares S&P/ASX 20 ETF	0.24	320.53	14.50	4.76	\$15,433,063	672,275	1,247	4.81%	23.01	28.05	17.89	3.18%	-9.33%	4.63%	3.41%
IMPQ	iInvest Future Impact Small Caps Fund (Managed Fund)	0.95	1.67	0.18	0.13	\$214,930	50,832	33	12.83%	4.22	4.68	2.81	3.18%	6.84%	0.00%	0.00%
INES	iInvestSMART Ethical Share Fund (Managed Fund)	0.97	18.87	-0.09	0.13	\$345,474	129,039	37	1.83%	2.61	2.77	1.84	-0.59%	5.82%	0.00%	0.00%
INIF	iInvestSMART Australian Equity Income Fund (Managed Fund)	0.97	25.57	-0.84	0.24	\$415,824	197,015	89	4.63%	2.06	2.51	1.46	-0.70%	-11.64%	0.00%	0.00%
IS	BetaShares S&P/ASX 200 ETF	0.05	219.33	18.82	10.73	\$18,110,501	15,708,871	20,204	11.02%	45.12	49.28	43.83	1.28%	-7.84%	4.88%	7.00%
IS2	BetaShares S&P/ASX Small Caps Fund (Managed Fund)	0.05	7.38	0.95	0.00	\$1,200,000	140,712	24	3.92%	1.82	2.37	1.82	0.00%	-1.71%	0.00%	0.00%
IS3	iInvest Future Impact Small Caps Fund (Managed Fund)	0.95	1.72	0.18	0.13	\$214,930	50,832	33	12.83%	4.22	4.68	2.81	3.18%	6.84%	0.00%	0.00%
IS5	BetaShares Australian Energy ETF	0.05	1.17	0.19	0.00	\$1,300,000	169,000	7	0.12%	0.00	0.00	0.00	0.00%	0.00%	0.00%	0.00%
IV	BetaShares Vectors Small Companies Leaders ETF	0.35	16.95	0.60	0.26	\$1,854,492	192,871	73	6.15%	20.25	21.35	16.66	5.23%	-0.78%	4.96%	0.00%
IV2	iVavek Vectors Australian Equity Weight ETF	0.35	107.78	8.40	1.55	\$76,470,005	2,763,559	5,100	7.23%	27.05	31.50	26.87	4.48%	-8.47%	1.54%	9.53%
IZDF	SPDR S&P/ASX 200 Financials ex A-REITs Fund	0.40	74.34	3.52	1.55	\$4,833,348	306,871	225	6.47%	15.54	21.35	11.77	3.29%	-21.06%	-4.48%	-0.76%
IZDR	SPDR S&P/ASX 200 Resource Fund	0.39	77.23	0.39	1.09	\$7,479,077	679,032	334	9.68%	10.88	12.83	7.76	1.22%	-6.75%	14.26%	10.53%
IZFN	BetaShares S&P/ASX 200 Financials Select ETF	0.39	35.56	12.77	12.15	\$26,615,703	3,032,779	613	8.15%	11.98	12.09	6.50	2.73%	-20.60%	-4.35%	-0.90%
IZOZ	BetaShares FTSE RARI Australia 200 ETF	0.40	750.47	20.96	14.15	\$27,851,397	2,375,264	1,244	14.48	11.28	14.48	8.88	2.97%	-11.51%	2.78%	4.27%
IZRE	BetaShares S&P/ASX 200 Resources Select ETF	0.39	24.39	24.91	0.29	\$27,713,377	4,556,819	417	43.07%	6.07	7.00	4.27	1.34%	-7.02%	14.02%	9.32%
IZRI	Russell Australian Responsible Investment ETF	0.45	718.65	-4.82	0.11	\$8,843,610	413,655	544	4.04%	20.39	26.87	14.97	0.84%	-15.17%	1.49%	2.63%
IZRV	Russell High Dividend Australian Shares ETF	0.44	239.61	5.41	1.08	\$9,346,967	388,191	720	3.90%	23.71	31.44	17.73	2.44%	-17.03%	-0.70%	1.14%
IZSLF	iSell/Wealth SMSF Leaders ETF	0.85	86.15	-0.63	0.33	\$560,748	13,333	12	0.65%	40.97	53.17	31.31	0.00%	0.00%	0.00%	0.00%
IZS	BetaShares S&P/ASX 200 ETF	0.05	368.48	5.05	2.69	\$30,468,895	3,360,476	2,004	6.50%	56.33	62.74	46.07	3.16%	-8.78%	4.66%	8.51%
IZSF	SPDR S&P/ASX 50	0.29	600.70	13.91	5.32	\$40,382,474	749,754	2,206	6.72%	53.33	66.21	41.45	2.20%	-9.33%	4.62%	4.41%
IZSM	BetaShares Australian Small Companies Select Fund (Managed Fund)	0.39	35.19	0.90	0.57	\$1,134,923	356,653	137	3.22%	3.16	3.61	2.09	0.96%	-5.11%	4.23%	0.00%
IZSO	SPDR S&P/ASX Small Ordinaries Fund	0.50	21.25	-0.20	0.00	\$504,126	35,197	59	2.37%	14.00	16.41	9.70	-0.28%	-5.21%	5.63%	7.44%
IZTW	SPDR S&P/ASX 200	0.05	3707.99	56.98	0.00	\$278,533,864	6,937,705	27,496	10.25%	54.68	66.71	41.21	1.76%	-7.67%	1.13%	8.36%
IZWZ	Switzer Dividend Growth Fund (Managed Fund)	0.12	78.27	-0.31	0.67	\$2,701,139	1,275,512	243	8.70%	2.85	2.71	1.68	0.47%	-2.98%	0.00%	0.00%
IZX	Vanguard Australian Shares Index ETF	0.15	187.46	9.16	4.27	\$12,806,185	534,688	5,402	7.71%	24.91	31.32	18.53	3.43%	-12.39%	2.23%	2.23%
IZY	Vanguard Australian Shares High Yield ETF	0.15	134.65	30.09	16.24	\$69,937,865	8,752,625	36,013	11.85%	75.17	91.95	56.98	2.58%	-5.88%	5.38%	5.88%
IZZ	Vanguard MSCI Australian Large Companies Index ETF	0.17	106.40	5.05	2.69	\$9,478,786	1,817,765	7,263	7.01%	51.79	63.45	39.01	3.38%	-12.00%	0.93%	2.03%
IZZC	BetaShares Australian Small Companies Index ETF	0.17	106.40	5.05	2.69	\$9,478,786	1,817,765	7,263	7.01%	51.79	63.45	39.01	3.38%	-12.00%	0.93%	2.03%
IZZG	BetaShares Australian Small Companies Index ETF	0.17	106.40	5.05	2.69	\$9,478,786	1,817,765	7,263	7.01%	51.79	63.45	39.01	3.38%	-12.00%	0.93%	2.03%
IZZE	BetaShares Australian Small Companies Index ETF	0.17	106.40	5.05	2.69	\$9,478,786	1,817,765	7,263	7.01%	51.79	63.45	39.01	3.38%	-12.00%	0.93%	2.03%
IZZF	BetaShares Australian Small Companies Index ETF	0.17	106.40	5.05	2.69	\$9,478,786	1,817,765	7,263	7.01%	51.79	63.45	39.01	3.38%	-12.00%	0.93%	2.03%
IZZG	BetaShares Australian Small Companies Index ETF	0.17	106.40	5.05	2.69	\$9,478,786	1,817,765	7,263	7.01%	51.79	63.45	39.01	3.38%	-12.00%	0.93%	2.03%
IZZH	BetaShares Australian Small Companies Index ETF	0.17	106.40	5.05	2.69	\$9,478,786	1,817,765	7,263	7.01%	51.79	63.45	39.01	3.38%	-12.00%	0.93%	2.03%
IZZI	BetaShares Australian Small Companies Index ETF	0.17	106.40	5.05	2.69	\$9,478,786	1,817,765	7,263	7.01%	51.79	63.45	39.01	3.38%	-12.00%	0.93%	2.03%
IZZJ	BetaShares Australian Small Companies Index ETF	0.17	106.40	5.05	2.69	\$9,478,786	1,817,765	7,263	7.01%	51.79	63.45	39.01	3.38%	-12.00%	0.93%	2.03%
IZZK	BetaShares Australian Small Companies Index ETF	0.17	106.40	5.05	2.69	\$9,478,786	1,817,765	7,263	7.01%	51.79	63.45	39.01	3.38%	-12.00%	0.93%	2.03%
IZZL	BetaShares Australian Small Companies Index ETF	0.17	106.40	5.05	2.69	\$9,478,786	1,817,765	7,263	7.01%	51.79	63.45	39.01	3.38%	-12.00%	0.93%	2.03%
IZZM	BetaShares Australian Small Companies Index ETF	0.17	106.40	5.05	2.69	\$9,478,786	1,817,765	7,263	7.01%	51.79	63.45	39.01	3.38%	-12.00%	0.93%	2.03%
IZZN	BetaShares Australian Small Companies Index ETF	0.17	106.40	5.05	2.69	\$9,478,786	1,817,765	7,263	7.01%	51.79	63.45	39.01	3.38%	-12.00%	0.93%	2.03%
IZZO	BetaShares Australian Small Companies Index ETF	0.17	106.40	5.05	2.69	\$9,478,786	1,817,765	7,263	7.01%	51.79	63.45	39.01	3.38%	-12.00%	0.93%	2.03%
IZZP	BetaShares Australian Small Companies Index ETF	0.17	106.40	5.05	2.69	\$9,478,786	1,817,765	7,263	7.01%	51.79	63.45	39.01	3.38%	-12.00%	0.93%	2.03%
IZZQ	BetaShares Australian Small Companies Index ETF	0.17	106.40	5.05	2.69	\$9,478,786	1,817,765	7,263	7.01%	51.79	63.45	39.01	3.38%	-12.00%	0.93%	2.03%
IZZR	BetaShares Australian Small Companies Index ETF	0.17	106.40	5.05	2.69	\$9,478,786	1,817,765	7,263	7.01%	51.79	63.45	39.01	3.38%	-12.00%	0.93%	2.03%
IZZS	BetaShares Australian Small Companies Index ETF	0.17	106.40	5.05	2.69	\$9,478,786	1,817,765	7,263	7.01%	51.79	63.45	39.01	3.38%	-12.00%	0.93%	2.03%
IZZT	BetaShares Australian Small Companies Index ETF	0.17	106.40	5.05	2.69	\$9,478,786	1,817,765	7,263	7.01%	51.79	63.45	39.01	3.38%	-12.00%	0.93%	2.03%
IZZU	BetaShares Australian Small Companies Index ETF	0.17	106.40	5.05	2.69	\$9,478,786	1,817,765	7,263	7.01%	51.79	63.45	39.01	3.38%	-12.00%	0.93%	2.03%
IZZV	BetaShares Australian Small Companies Index ETF	0.17	106.40	5.05	2.69	\$9,478,786	1,817,765	7,263	7.01%	51.79	63.45	39.01	3.38%	-12.00%	0.93%	2.03%
IZZW	BetaShares Australian Small Companies Index ETF	0.17	106.40	5.05												

AVIA	Vaneck Vectors Australian Property ETF	0.35	219.24	5.93	9.42	\$15,196,125	760,046	1,042	6.93%	19.23	27.44	13.78	-1.64%	-20.89%	4.02%	5.65%
HEIT	Vaneck Vectors FTSE International Property (Hedged) ETF	0.43	42.61	4.07	4.26	\$5,158,710	314,864	329	12.04%	15.87	21.91	12.00	1.02%	-16.31%	0.00%	0.00%
REOP	AMF Capital Global Property Securities Fund (Unhedged) (Managed Fund)	0.05	20.85	0.56	0.86	\$2,553,429	174,212	96	4.23%	7.77	20.63	21.28	0.86%	-6.30%	4.33%	0.00%
BETH	BethShares Long Maturity Real Estate Fund (Managed Fund)	0.3	85.5	0.33	0.27	\$3,279,728	172,212	2	21.32%	7.77	0	0	0	0	0	0
SPOR	SPOR S&P/ASX Australian Bond Fund	0.465	469.3	0.65	1.1	\$14,863,905	584,373	794	8.70%	28.31	28.43	28.43	1.45%	3.62%	0.00%	0.00%
VAMP	Vanguard Australian Property Securities Index ETF	0.25	1537.25	15.25	38.85	\$136,737,075	1,909,847	15,014	6.88%	69.97	98.55	40.00	-1.52%	-20.06%	4.58%	5.93%
Fixed Income																
IAGV	BethShares Australian Government Bond ETF	0.27	18.79	4.24	4.16	\$4,454,789	85,912	116	23.76%	52.23	52.99	49.00	0.60%	0.00%	0.00%	0.00%
BETH	BethShares Australian Government Bond ETF (Hedged)	0.27	18.79	4.24	4.16	\$4,454,789	85,912	116	23.76%	52.23	52.99	49.00	0.60%	0.00%	0.00%	0.00%
BOND	SPOR S&P/ASX Australian Bond Fund	0.24	45.93	0.18	0.03	\$3,993,455	141,070	171	8.70%	28.31	26.52	28.89	1.45%	4.08%	0.00%	0.00%
ICKE	BethShares Australian Investment Grade Bond ETF	0.25	349.42	7.94	4.38	\$18,837,824	699,510	794	5.99%	27.12	28.43	29.91	1.45%	3.62%	0.00%	0.00%
FIOT	Vaneck Vectors Australian Floating Rate ETF	0.22	262.56	3.52	3.00	\$14,863,905	584,373	400	5.66%	25.00	26.12	22.40	0.28%	1.25%	0.00%	0.00%
IGOV	SPOR S&P/ASX Australian Government Bond Fund	0.22	25.75	0.21	0.12	\$1,802,214	63,304	68	7.00%	28.46	29.13	27.10	0.22%	4.22%	5.56%	4.44%
HNBR	BethShares Active Australian Hybrids Fund	0.55	722.87	41.21	34.35	\$45,056,144	4,519,338	1,418	6.23%	10.44	10.33	8.53	1.25%	1.10%	0.00%	0.00%
IAC	BethShares Australian Corporate Bond Index ETF	0.25	469.2	3.00	1.92	\$9,703,012	374,212	423	8.70%	28.31	28.43	28.43	1.45%	3.62%	0.00%	0.00%
ICOR	iShares Core Corporate Bond ETF	0.10	3275.46	47.44	44.27	\$90,756,387	781,382	2,388	7.12%	116.51	118.28	105.45	0.26%	3.73%	5.14%	4.20%
ICOR	iShares Core Corporate Bond ETF (Hedged)	0.10	3275.46	47.44	44.27	\$90,756,387	781,382	2,388	7.12%	116.51	118.28	105.45	0.26%	3.73%	5.14%	4.20%
ICOR	iShares Core Corporate Bond ETF	0.10	3275.46	47.44	44.27	\$90,756,387	781,382	2,388	7.12%	116.51	118.28	105.45	0.26%	3.73%	5.14%	4.20%
ICOR	iShares Core Corporate Bond ETF	0.10	3275.46	47.44	44.27	\$90,756,387	781,382	2,388	7.12%	116.51	118.28	105.45	0.26%	3.73%	5.14%	4.20%
IGB	iShares Treasury ETF	0.26	85.55	2.46	2.37	\$9,370,135	83,491	461	11.19%	115.10	117.46	108.55	0.10%	3.98%	5.43%	4.23%
ILB	iShares Government Inflation ETF	0.26	140.95	2.69	1.06	\$19,847,755	156,382	555	14.08%	127.85	132.83	111.41	1.18%	2.52%	4.82%	4.23%
IPUS	Vaneck Vectors Australian Corporate Bond Plus ETF	0.32	228.34	0.54	2.69	\$9,869,861	539,156	493	4.32%	18.40	18.91	15.19	0.93%	2.71%	5.07%	0.00%
IOPN	BethShares Australian Bank Senior Floating Rate Bond ETF	0.27	710.01	0.51	4.13	\$39,392,450	1,526,792	555	5.55%	25.85	25.93	23.94	0.56%	2.22%	2.62%	0.00%
ICB	Russell Australian Select Corporate Bond ETF	0.28	229.46	5.90	0.00	\$10,102,364	477,105	384	4.40%	20.61	21.28	18.45	0.46%	3.94%	4.4%	3.92%
ICB	Russell Australian Select Corporate Bond ETF	0.28	229.46	5.90	0.00	\$10,102,364	477,105	384	4.40%	20.61	21.28	18.45	0.46%	3.94%	4.4%	3.92%
ICB	Russell Australian Select Corporate Bond ETF	0.28	229.46	5.90	0.00	\$10,102,364	477,105	384	4.40%	20.61	21.28	18.45	0.46%	3.94%	4.4%	3.92%
ICB	Russell Australian Select Corporate Bond ETF	0.28	229.46	5.90	0.00	\$10,102,364	477,105	384	4.40%	20.61	21.28	18.45	0.46%	3.94%	4.4%	3.92%
ICB	Russell Australian Select Corporate Bond ETF	0.28	229.46	5.90	0.00	\$10,102,364	477,105	384	4.40%	20.61	21.28	18.45	0.46%	3.94%	4.4%	3.92%
ICB	Russell Australian Select Corporate Bond ETF	0.28	229.46	5.90	0.00	\$10,102,364	477,105	384	4.40%	20.61	21.28	18.45	0.46%	3.94%	4.4%	3.92%
ICB	Russell Australian Select Corporate Bond ETF	0.28	229.46	5.90	0.00	\$10,102,364	477,105	384	4.40%	20.61	21.28	18.45	0.46%	3.94%	4.4%	3.92%
ICB	Russell Australian Select Corporate Bond ETF	0.28	229.46	5.90	0.00	\$10,102,364	477,105	384	4.40%	20.61	21.28	18.45	0.46%	3.94%	4.4%	3.92%
ICB	Russell Australian Select Corporate Bond ETF	0.28	229.46	5.90	0.00	\$10,102,364	477,105	384	4.40%	20.61	21.28	18.45	0.46%	3.94%	4.4%	3.92%
ICB	Russell Australian Select Corporate Bond ETF	0.28	229.46	5.90	0.00	\$10,102,364	477,105	384	4.40%	20.61	21.28	18.45	0.46%	3.94%	4.4%	3.92%
ICB	Russell Australian Select Corporate Bond ETF	0.28	229.46	5.90	0.00	\$10,102,364	477,105	384	4.40%	20.61	21.28	18.45	0.46%	3.94%	4.4%	3.92%
ICB	Russell Australian Select Corporate Bond ETF	0.28	229.46	5.90	0.00	\$10,102,364	477,105	384	4.40%	20.61	21.28	18.45	0.46%	3.94%	4.4%	3.92%
ICB	Russell Australian Select Corporate Bond ETF	0.28	229.46	5.90	0.00	\$10,102,364	477,105	384	4.40%	20.61	21.28	18.45	0.46%	3.94%	4.4%	3.92%
ICB	Russell Australian Select Corporate Bond ETF	0.28	229.46	5.90	0.00	\$10,102,364	477,105	384	4.40%	20.61	21.28	18.45	0.46%	3.94%	4.4%	3.92%
ICB	Russell Australian Select Corporate Bond ETF	0.28	229.46	5.90	0.00	\$10,102,364	477,105	384	4.40%	20.61	21.28	18.45	0.46%	3.94%	4.4%	3.92%
ICB	Russell Australian Select Corporate Bond ETF	0.28	229.46	5.90	0.00	\$10,102,364	477,105	384	4.40%	20.61	21.28	18.45	0.46%	3.94%	4.4%	3.92%
ICB	Russell Australian Select Corporate Bond ETF	0.28	229.46	5.90	0.00	\$10,102,364	477,105	384	4.40%	20.61	21.28	18.45	0.46%	3.94%	4.4%	3.92%
ICB	Russell Australian Select Corporate Bond ETF	0.28	229.46	5.90	0.00	\$10,102,364	477,105	384	4.40%	20.61	21.28	18.45	0.46%	3.94%	4.4%	3.92%
ICB	Russell Australian Select Corporate Bond ETF	0.28	229.46	5.90	0.00	\$10,102,364	477,105	384	4.40%	20.61	21.28	18.45	0.46%	3.94%	4.4%	3.92%
ICB	Russell Australian Select Corporate Bond ETF	0.28	229.46	5.90	0.00	\$10,102,364	477,105	384	4.40%	20.61	21.28	18.45	0.46%	3.94%	4.4%	3.92%
ICB	Russell Australian Select Corporate Bond ETF	0.28	229.46	5.90	0.00	\$10,102,364	477,105	384	4.40%	20.61	21.28	18.45	0.46%	3.94%	4.4%	3.92%
ICB	Russell Australian Select Corporate Bond ETF	0.28	229.46	5.90	0.00	\$10,102,364	477,105	384	4.40%	20.61	21.28	18.45	0.46%	3.94%	4.4%	3.92%
ICB	Russell Australian Select Corporate Bond ETF	0.28	229.46	5.90	0.00	\$10,102,364	477,105	384	4.40%	20.61	21.28	18.45	0.46%	3.94%	4.4%	3.92%
ICB	Russell Australian Select Corporate Bond ETF	0.28	229.46	5.90	0.00	\$10,102,364	477,105	384	4.40%	20.61	21.28	18.45	0.46%	3.94%	4.4%	3.92%
ICB	Russell Australian Select Corporate Bond ETF	0.28	229.46	5.90	0.00	\$10,102,364	477,105	384	4.40%	20.61	21.28	18.45	0.46%	3.94%	4.4%	3.92%
ICB	Russell Australian Select Corporate Bond ETF	0.28	229.46	5.90	0.00	\$10,102,364	477,105	384	4.40%	20.61	21.28	18.45	0.46%	3.94%	4.4%	3.92%
ICB	Russell Australian Select Corporate Bond ETF	0.28	229.46	5.90	0.00	\$10,102,364	477,105	384	4.40%	20.61	21.28	18.45	0.46%	3.94%	4.4%	3.92%
ICB	Russell Australian Select Corporate Bond ETF	0.28	229.46	5.90	0.00	\$10,102,364	477,105	384	4.40%	20.61	21.28	18.45	0.46%	3.94%	4.4%	3.92%
ICB	Russell Australian Select Corporate Bond ETF	0.28	229.46	5.90	0.00	\$10,102,364	477,105	384	4.40%	20.61	21.28	18.45	0.46%	3.94%	4.4%	3.92%
ICB	Russell Australian Select Corporate Bond ETF	0.28	229.46	5.90	0.00	\$10,102,364	477,105	384	4.40%	20.61	21.28	18.45	0.46%	3.94%	4.4%	3.92%
ICB	Russell Australian Select Corporate Bond ETF	0.28	229.46	5.90	0.00	\$10,102,364	477,105	384	4.40%	20.61	21.28	18.45	0.46%	3.94%	4.4%	3.92%
ICB	Russell Australian Select Corporate Bond ETF	0.28	229.46	5.90	0.00	\$10,102,364	477,105	384	4.40%	20.61	21.28	18.45	0.46%	3.94%	4.4%	3.92%
ICB	Russell Australian Select Corporate Bond ETF	0.28	229.46	5.90	0.00	\$10,102,364	477,105	384	4.40%	20.61	21.28	18.45	0.46%	3.94%	4.4%	3.92%
ICB	Russell Australian Select Corporate Bond ETF	0.28	229.46	5.90	0.00	\$10,102,364	477,105	384	4.40%	20.61	21.28	18.45	0.46%	3.94%	4.4%	3.92%
ICB	Russell Australian Select Corporate Bond ETF	0.28	229.46	5.90	0.00	\$10,102,364	477,105	384	4.40%	20.61	21.28	18.45	0.46%	3.94%	4.4%	3.92%
ICB	Russell Australian Select Corporate Bond ETF	0.28	229.46	5.90	0.00	\$10,102,364	477,105	384	4.40%	20.61	21.28	18.45	0.46%	3.94%	4.4%	3.92%
ICB	Russell Australian Select Corporate Bond ETF	0.28	229.46	5.90	0.00	\$10,102,364	477,105	384	4.40%	20.61	21.28	18.45	0.46%	3.94%	4.4%	3.92%
ICB	Russell Australian Select Corporate Bond ETF	0.28	229.46	5.90	0.00	\$10,102,364	477,105	384	4.40%	20.61	21.28	18.45	0.46%	3.94%	4.4%	3.92%
ICB	Russell Australian Select Corporate Bond ETF	0.28	229.46	5.90	0.00	\$10,102,364	477,105	384	4.40%	20.61	21.28	18.45	0.46%	3.94%	4.4%	3.92%
ICB	Russell Australian Select Corporate Bond ETF	0.28	229.46	5.90	0.00	\$10,102,364	477,105	384	4.40%	20.61	21.28	18.45	0.46%	3.94%	4.4%	3.92%
ICB	Russell Australian Select Corporate Bond ETF	0.28	229.46	5.90	0.00	\$10,102,364	477,105	384	4.40%	20.61	21.28	18.45	0.46%	3.94%	4.4%	3.92%
ICB	Russell Australian Select Corporate Bond ETF	0.28	229.46	5.90	0.00	\$10,102,364	477,105	384	4.40%	20.61	21.28	18.45	0.46%	3.94%	4.4%	3.92%
ICB	Russell Australian Select Corporate Bond ETF	0.28	229.46	5.90	0.00	\$10,102,364	477,105	384								

-QAG	-BetaShares Agriculture ETF-Currency Hedged (Synthetic)	0.69	2.81	-0.06	0.00	5736.866	154.738	137	26.18%	4.66	6.06	4.59	-2.10%	-23.10%	-12.52%	-10.95%
-QAU	-BetaShares Gold Bullion ETF (AUS Hedged)	0.91	23.85	15.54	10.08	642,345,563	2,473,700	2,005	16.68%	17.39	17.49	14.05	2.29%	21.02%	10.07%	7.05%
-QCB	-BetaShares Commodities Basket ETF-Currency Hedged (Synthetic)	0.60	7.25	0.41	0.31	8892,003	342,450	199	12.31%	6.19	8.50	5.44	1.48%	-25.42%	-7.98%	-9.27%