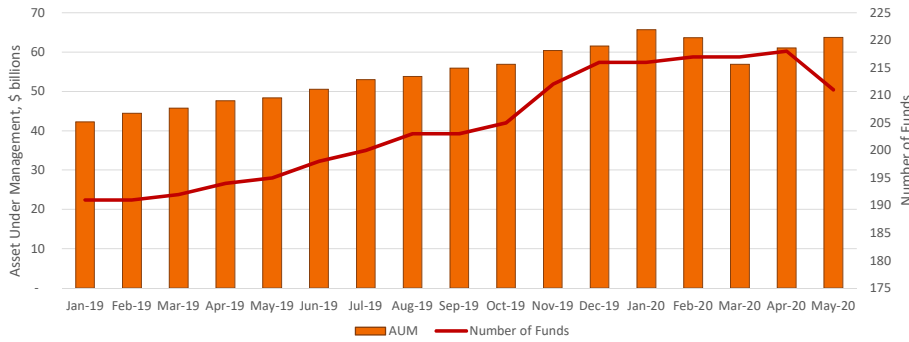
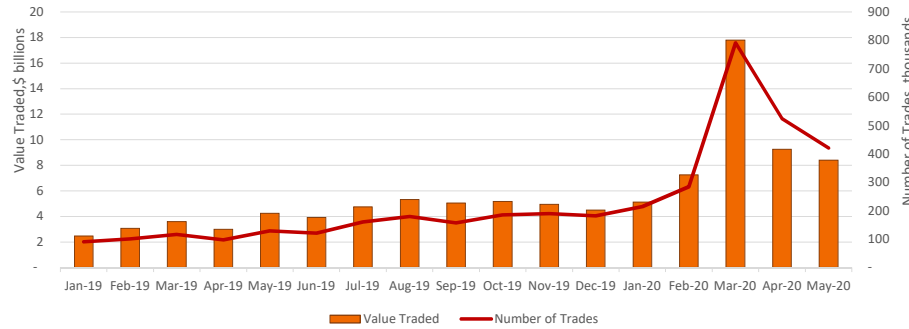




## Asset Under Management & Number of Funds Quoted



## Value Traded & Number of Trades



## Market Summary

**Chi-X Market Share**  
32%

**Asset Under Management**  
\$63,752,924,663  
(+4.4% since Apr-2020)

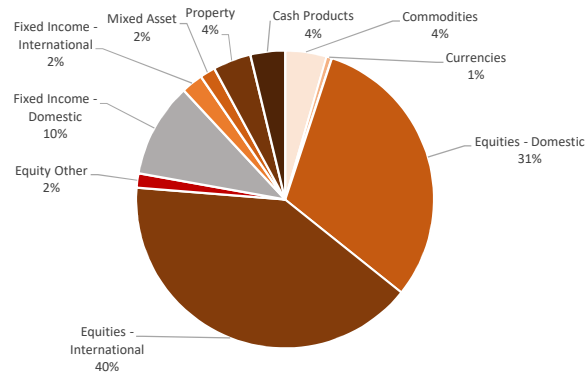
**Number of Funds**  
211  
(-3.2% since Apr-2020)

**Avg. # of Transactions / Day**  
20,054  
(-23.6% since Apr-2020)

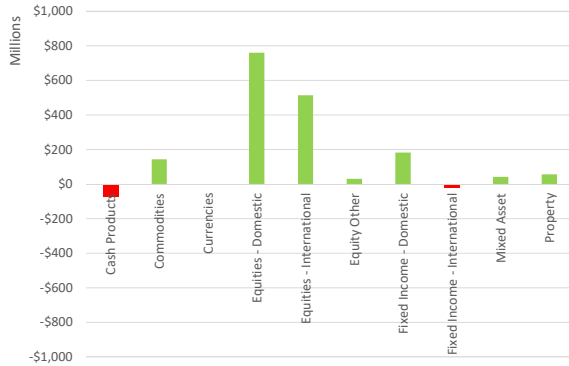
**Avg. Daily Value**  
\$400,586,734  
(-13.5% since Apr-2020)

**Trading Days**  
21

## Asset Under Management by Asset Class



## Monthly Funds Flow by Asset Class



Asset Classes	# of Funds	AUM	Avg. Daily Transactions	Avg. Daily Value
Cash Products	4	\$2,399,512,511	196	\$19,361,929
Commodities	10	\$2,863,044,448	1,994	\$26,866,711
Currencies	6	\$378,164,273	92	\$3,586,256
Equities - Domestic	47	\$19,542,311,454	9,126	\$154,164,685
Equities - International	84	\$25,847,601,139	7,206	\$131,660,725
Equity Other	5	\$985,858,916	182	\$2,446,150
Fixed Income - Domestic	21	\$6,551,415,491	696	\$19,940,254
Fixed Income - International	15	\$1,494,623,571	233	\$4,882,431
Mixed Asset	12	\$1,061,108,477	410	\$3,683,045
Property	7	\$2,629,284,383	961	\$14,805,475

## Issuer Summary

Issuer	# of Funds	AUM	AUM Change	Funds Flow	Value Traded	Trades
AMP	3	\$63,569,602	-\$1,639,253	-\$1,943,133	\$7,206,174	235
Antipodes	1	\$23,338,651	\$153,156	\$243,724	\$311,791	14
BetaShares	59	\$10,375,235,174	\$464,252,559	\$325,606,055	\$3,067,470,116	157,666
Einvest	5	\$36,227,288	\$1,496,830	-\$636,388	\$420,045	50
ETFS	16	\$2,494,079,910	\$129,140,293	\$118,692,320	\$332,257,031	20,629
Fidante	2	\$180,816,490	\$6,997,724	\$6,098,982	\$9,986,161	308
Fidelity	1	\$79,214,057	\$2,520,981	\$3,141,978	\$5,572,040	343
InvestSmart	2	\$45,368,828	\$2,390,075	-\$611,456	\$1,221,512	88
iShares	35	\$15,147,811,770	\$390,792,512	\$233,575,528	\$1,885,124,085	63,904
K2	1	\$8,047,264	-\$3,689,050	-\$4,586,533	\$7,772,730	31
Magellan	3	\$2,528,090,111	\$71,088,759	\$45,111,065	\$120,383,981	6,210
Montgomery	1	\$82,133,717	\$1,632,349	-\$989,845	\$1,967,826	142
MorningStar	1	\$90,658,657	\$80,070,557	\$78,969,952	\$94,721,456	177
Pinnacle	2	\$8,141,152	-\$1,955,016	-\$2,213,844	\$215,705	8
Platinum	2	\$459,267,512	-\$12,277,420	-\$5,389,728	\$13,041,589	664
Russell Investments	5	\$838,670,186	\$31,584,472	\$8,818,950	\$37,797,573	1,292
Schroder	2	\$64,686,001	\$169,939	-\$802,053	\$2,025,225	64
SelfWealth	1	\$86,781,006	\$5,253,088	-\$294,173	\$215,652	94
StateStreet	16	\$6,053,799,015	\$409,172,972	\$150,293,180	\$574,867,814	37,060
Switzer	2	\$187,733,845	\$11,167,923	\$4,259,283	\$11,577,329	520
The Perth Mint	1	\$507,725,140	\$17,942,030	\$20,576,285	\$53,399,578	2,497
VanEck	21	\$4,345,917,067	\$274,754,614	\$157,235,942	\$503,086,199	19,120
Vanguard	29	\$20,045,612,221	\$1,032,191,346	\$496,405,544	\$1,681,679,801	110,011

## New Funds Issued

Fund Name	Code	AUM	Listing Date	Listing Venue
iShares Core Corporate Bond ETF	ICOR	-	29/05/2020	ASX
iShares Yield Plus ETF	IYLD	-	29/05/2020	ASX
BetaShares Global Government Bond 20+ Year	GGOV	\$1,987,200	11/05/2020	ASX
BetaShares S&P/ASX Australian Technology ETF	ATEC	\$28,272,750	5/03/2020	ASX
ETFS FANG+ ETF	FANG	\$35,154,000	2/03/2020	ASX
VanEck Vectors Emerging Income Opportunities	EBND	\$14,316,527	13/02/2020	ASX
Betashares Diversified Conservative Income ETF	DZZF	\$3,546,284	12/12/2019	ASX
Betashares Diversified Balanced ETF	DBBF	\$2,407,963	11/12/2019	ASX
Betashares Diversified Growth ETF	DGGF	\$2,377,199	9/12/2019	ASX
Betashares Diversified High Growth ETF	DHHF	\$3,436,463	5/12/2019	ASX
BetaShares Sustainability Leaders Diversified BC	GBND	\$56,694,577	28/11/2019	ASX
The Schroder Absolute Return Income (Managed Fund)	PAYS	\$25,662,216	26/11/2019	CXA
eInvest Core Income Fund (Managed Fund) (ECOR)	ECOR	\$1,902,038	22/11/2019	CXA
eInvest Income Maximiser Fund (Managed Fund) (EMAX)	EMAX	\$2,229,280	22/11/2019	CXA
eInvest Cash Booster Fund (Managed Fund) (ECAS)	ECAS	\$8,953,290	12/11/2019	CXA
SelfWealth SMSF Leaders ETF	SELF	\$86,781,006	12/11/2019	ASX
Morningstar International Shares Active ETF (MSTR)	MSTR	\$90,658,657	12/11/2019	ASX
VanEck Vectors Australian Subordinated Debt ETF	SUBD	\$82,489,007	30/10/2019	ASX
ActiveX Kapstream Absolute Return Income Fund	XKAP	\$1,920,907	15/10/2019	CXA
Pinnacle aShares Global Dynamic Income Fund	SAVE	\$4,138,752	27/08/2019	ASX

## Contact

Address

Phone

Online

**CHI-X AUSTRALIA PTY LTD**  
Level 23, Governor Phillip Tower  
1 Farrer Place, Sydney  
NSW 2000 Australia

Phone: +61 2 8078 1700

Email: [au.info@chi-x.com](mailto:au.info@chi-x.com)  
Website: [www.chi-x.com.au](http://www.chi-x.com.au)

### About Chi-X Australia

Chi-X is the securities and derivatives exchange transforming the Australian investment market through a focus on customers and innovation. Chi-X delivers easy, cost-effective access to local and global investment opportunities.

©2020, Chi-X Australia Pty Ltd ("Chi-X") ABN 47 129 584 667. All rights reserved. CHI-X is a Chi-X Group trade mark. Chi-X holds an Australian Market Licence and operates a financial market in Australia. This document is not intended to be financial product advice and is provided for informational purposes only. Under no circumstances is it to be used as a basis for, or considered as an offer to, engage in any activity or purchase or sell any security, or as a solicitation or recommendation of the purchase, sale, or offer to purchase or sell any security. To the extent permitted by law Chi-X makes no representations or warranties and excludes all liability in relation to the information contained in this document.

# Australian Funds Report



Trading days: 20

Month ending: Sunday, 31 May 2020

Ticker	Fund's Name	MER (% p.a)	AUM (\$m)	AUM (\$m) Change	Funds Inflow / Outflow (\$m)	Value Traded (\$)	Transacted Volume	Number of Trades	Monthly Liquidity %	Last	Year High	Year Low	1 Month Total Return	1 Year Total Return	3 Year Total Return (ann.)	5 Year Total Return (ann.)
<b>Equity - Domestic</b>																
A300	BetaShares Australia 200 ETF	0.07	739.23	62.44	31.96	\$120,033,666	1,301,249	5,809	16.24%	96.84	120.21	74.10	4.51%	-6.19%	0.00%	0.00%
AATC	BetaShares S&P/ASX Australian Technology ETF	0.48	28.27	18.05	17.21	\$33,249,211	1,485,200	2,063	83.23%	16.90	16.75	9.28	54.62%	0.00%	0.00%	0.00%
AAMF	BetaShares Edge MSCI Australia Multifactor ETF	0.90	45.29	3.22	7.21	\$14,865,996	151,321	96	9.20%	25.65	37.83	10.07	-13.44%	-4.30%	3.99%	0.00%
AJST	BetaShares Mangeri Risk Red Australian Share Fund (Managed Fund)	0.45	57.27	11.25	7.17	\$23,739,675	159,703	113	7.76%	27.85	29.41	31.80	2.78%	-2.23%	-0.96%	0.00%
AJSD	BetaShares Australian Strong Bear (Hedge Fund)	1.35	308.85	21.27	70.05	\$84,539,972	82,357,623	46,300	211.76%	1.60	18.02	43.44%	-21.40%	-4.86%	-1.42%	-5.80%
ABAR	BetaShares Australian Equities Bear (Hedge Fund)	1.38	112.05	24.93	-10.63	\$17,139,897	9,639,084	4,070	113.49%	12.53	12.14	2.55	11.32%	0.00%	0.00%	0.00%
AIKA	Investment Income Generator Fund (Managed Fund)	0.80	21.65	1.44	4.71	\$73,226	89,102	24	1.26%	3.20	3.20	2.55	11.32%	0.00%	0.00%	0.00%
AIYC	BetaShares Legg Mason Equity Income Fund (Managed Fund)	0.85	23.81	1.99	0.89	\$1,377,863	207,369	53	5.79%	7.09	8.98	5.53	5.04%	-10.66%	0.00%	0.00%
AXZD	BetaShares Australian Ex-20 Portfolio Diversifier ETF	0.25	110.64	8.47	1.51	\$1,561,100	734,933	773	10.45%	16.48	20.10	11.81	6.80%	-3.81%	5.24%	0.00%
FAIR	BetaShares Australian Sustainability Leaders ETF	0.49	515.00	37.94	15.39	\$3,154,323	1,992,022	1,751	6.44%	16.99	19.72	13.06	4.75%	0.58%	0.00%	0.00%
IGEAR	BetaShares Geared Australian Equity (Hedge Fund)	0.80	174.24	26.25	8.63	\$21,120,669	14,564,307	11,824	125.18%	16.82	30.33	9.00	11.91%	-22.74%	0.63%	0.52%
ISAV	iVestek Vectors MSCI Australian Sustainable Equity ETF	0.35	54.54	3.61	2.86	\$1,476,487	66,551	288	2.71%	23.55	28.65	17.79	8.78%	-3.44%	5.98%	0.00%
ISDV	BetaShares Australian Dividend Harvesting Fund (Managed Fund)	0.90	129.13	2.34	2.73	\$7,842,823	601,309	684	6.07%	13.21	16.44	12.10	0.48%	-6.30%	-2.60%	-1.17%
IJHD	iShares S&P/ASX Dividend Opportunities ETF	0.30	771.13	14.87	1.15	\$10,690,377	965,706	644	3.94%	11.83	14.89	9.11	5.34%	-10.75%	0.00%	0.00%
IJC	iShares S&P/ASX 20 ETF	0.24	306.03	7.42	3.34	\$29,076,406	1,368,912	1,223	9.50%	22.30	28.05	17.89	1.36%	-7.25%	3.80%	2.00%
IMPJ	Investment Future Impact Small Caps Fund (Managed Fund)	0.95	1.50	0.19	0.06	\$8,102	22,984	123	5.89%	4.09	4.68	2.81	9.95%	2.49%	0.00%	0.00%
INES	InvestSMART Ethical Share Fund (Managed Fund)	0.97	18.96	1.70	0.40	\$783,787	309,094	50	4.13%	2.64	2.77	1.84	6.02%	0.00%	0.00%	0.00%
INIF	InvestSMART Australian Equity Income Fund (Managed Fund)	0.97	26.41	0.99	0.21	\$437,226	221,413	38	4.66%	2.10	2.51	1.46	7.66%	-9.99%	0.00%	0.00%
ISAX	iShares S&P/ASX 200 ETF	0.05	212.77	1.89	4.97	\$24,044,869	17,124,237	15,449	24.84%	23.71	21.66	18.16	21.86%	-3.76%	4.33%	6.33%
ISAX	iShares S&P/ASX Small Cap Index Fund (Managed Fund)	0.05	86.65	2.29	2.13	\$20,558,292	4,206,903	31	3.30%	4.57	4.71	3.81	10.39%	-1.00%	-2.33%	0.00%
ISAX	iShares S&P/ASX 200 Index Fund (Managed Fund)	0.05	71.84	2.35	1.83	\$20,558,292	4,206,903	31	3.30%	4.57	4.71	3.81	10.39%	-1.00%	-2.33%	0.00%
ISAX	iShares S&P/ASX 200 Index Fund (Managed Fund)	0.05	71.84	2.35	1.83	\$20,558,292	4,206,903	31	3.30%	4.57	4.71	3.81	10.39%	-1.00%	-2.33%	0.00%
ISAX	iShares S&P/ASX 200 Index Fund (Managed Fund)	0.05	71.84	2.35	1.83	\$20,558,292	4,206,903	31	3.30%	4.57	4.71	3.81	10.39%	-1.00%	-2.33%	0.00%
ISAX	iShares S&P/ASX 200 Index Fund (Managed Fund)	0.05	71.84	2.35	1.83	\$20,558,292	4,206,903	31	3.30%	4.57	4.71	3.81	10.39%	-1.00%	-2.33%	0.00%
ISAX	iShares S&P/ASX 200 Index Fund (Managed Fund)	0.05	71.84	2.35	1.83	\$20,558,292	4,206,903	31	3.30%	4.57	4.71	3.81	10.39%	-1.00%	-2.33%	0.00%
ISAX	iShares S&P/ASX 200 Index Fund (Managed Fund)	0.05	71.84	2.35	1.83	\$20,558,292	4,206,903	31	3.30%	4.57	4.71	3.81	10.39%	-1.00%	-2.33%	0.00%
ISAX	iShares S&P/ASX 200 Index Fund (Managed Fund)	0.05	71.84	2.35	1.83	\$20,558,292	4,206,903	31	3.30%	4.57	4.71	3.81	10.39%	-1.00%	-2.33%	0.00%
ISAX	iShares S&P/ASX 200 Index Fund (Managed Fund)	0.05	71.84	2.35	1.83	\$20,558,292	4,206,903	31	3.30%	4.57	4.71	3.81	10.39%	-1.00%	-2.33%	0.00%
ISAX	iShares S&P/ASX 200 Index Fund (Managed Fund)	0.05	71.84	2.35	1.83	\$20,558,292	4,206,903	31	3.30%	4.57	4.71	3.81	10.39%	-1.00%	-2.33%	0.00%
ISAX	iShares S&P/ASX 200 Index Fund (Managed Fund)	0.05	71.84	2.35	1.83	\$20,558,292	4,206,903	31	3.30%	4.57	4.71	3.81	10.39%	-1.00%	-2.33%	0.00%
ISAX	iShares S&P/ASX 200 Index Fund (Managed Fund)	0.05	71.84	2.35	1.83	\$20,558,292	4,206,903	31	3.30%	4.57	4.71	3.81	10.39%	-1.00%	-2.33%	0.00%
ISAX	iShares S&P/ASX 200 Index Fund (Managed Fund)	0.05	71.84	2.35	1.83	\$20,558,292	4,206,903	31	3.30%	4.57	4.71	3.81	10.39%	-1.00%	-2.33%	0.00%
ISAX	iShares S&P/ASX 200 Index Fund (Managed Fund)	0.05	71.84	2.35	1.83	\$20,558,292	4,206,903	31	3.30%	4.57	4.71	3.81	10.39%	-1.00%	-2.33%	0.00%
ISAX	iShares S&P/ASX 200 Index Fund (Managed Fund)	0.05	71.84	2.35	1.83	\$20,558,292	4,206,903	31	3.30%	4.57	4.71	3.81	10.39%	-1.00%	-2.33%	0.00%
ISAX	iShares S&P/ASX 200 Index Fund (Managed Fund)	0.05	71.84	2.35	1.83	\$20,558,292	4,206,903	31	3.30%	4.57	4.71	3.81	10.39%	-1.00%	-2.33%	0.00%
ISAX	iShares S&P/ASX 200 Index Fund (Managed Fund)	0.05	71.84	2.35	1.83	\$20,558,292	4,206,903	31	3.30%	4.57	4.71	3.81	10.39%	-1.00%	-2.33%	0.00%
ISAX	iShares S&P/ASX 200 Index Fund (Managed Fund)	0.05	71.84	2.35	1.83	\$20,558,292	4,206,903	31	3.30%	4.57	4.71	3.81	10.39%	-1.00%	-2.33%	0.00%
ISAX	iShares S&P/ASX 200 Index Fund (Managed Fund)	0.05	71.84	2.35	1.83	\$20,558,292	4,206,903	31	3.30%	4.57	4.71	3.81	10.39%	-1.00%	-2.33%	0.00%
ISAX	iShares S&P/ASX 200 Index Fund (Managed Fund)	0.05	71.84	2.35	1.83	\$20,558,292	4,206,903	31	3.30%	4.57	4.71	3.81	10.39%	-1.00%	-2.33%	0.00%
ISAX	iShares S&P/ASX 200 Index Fund (Managed Fund)	0.05	71.84	2.35	1.83	\$20,558,292	4,206,903	31	3.30%	4.57	4.71	3.81	10.39%	-1.00%	-2.33%	0.00%
ISAX	iShares S&P/ASX 200 Index Fund (Managed Fund)	0.05	71.84	2.35	1.83	\$20,558,292	4,206,903	31	3.30%	4.57	4.71	3.81	10.39%	-1.00%	-2.33%	0.00%
ISAX	iShares S&P/ASX 200 Index Fund (Managed Fund)	0.05	71.84	2.35	1.83	\$20,558,292	4,206,903	31	3.30%	4.57	4.71	3.81	10.39%	-1.00%	-2.33%	0.00%
ISAX	iShares S&P/ASX 200 Index Fund (Managed Fund)	0.05	71.84	2.35	1.83	\$20,558,292	4,206,903	31	3.30%	4.57	4.71	3.81	10.39%	-1.00%	-2.33%	0.00%
ISAX	iShares S&P/ASX 200 Index Fund (Managed Fund)	0.05	71.84	2.35	1.83	\$20,558,292	4,206,903	31	3.30%	4.57	4.71	3.81	10.39%	-1.00%	-2.33%	0.00%
ISAX	iShares S&P/ASX 200 Index Fund (Managed Fund)	0.05	71.84	2.35	1.83	\$20,558,292	4,206,903	31	3.30%	4.57	4.71	3.81	10.39%	-1.00%	-2.33%	0.00%
ISAX	iShares S&P/ASX 200 Index Fund (Managed Fund)	0.05	71.84	2.35	1.83	\$20,558,292	4,206,903	31	3.30%	4.57	4.71	3.81	10.39%	-1.00%	-2.33%	0.00%
ISAX	iShares S&P/ASX 200 Index Fund (Managed Fund)	0.05	71.84	2.35	1.83	\$20,558,292	4,206,903	31	3.30%	4.57	4.71	3.81	10.39%	-1.00%	-2.33%	0.00%
ISAX	iShares S&P/ASX 200 Index Fund (Managed Fund)	0.05	71.84	2.35	1.83	\$20,558,292	4,206,903	31	3.30%	4.57	4.71	3.81	10.39%	-1.00%	-2.33%	0.00%
ISAX	iShares S&P/ASX 200 Index Fund (Managed Fund)	0.05	71.84	2.35	1.83	\$20,558,292	4,206,903	31	3.30%	4.57	4.71	3.81	10.39%	-1.00%	-2.33%	0.00%
ISAX	iShares S&P/ASX 200 Index Fund (Managed Fund)	0.05	71.84	2.35	1.83	\$20,558,292	4,206,903	31	3.30%	4.57	4.71	3.81	10.39%	-1.00%	-2.33%	0.00%
ISAX	iShares S&P/ASX 200 Index Fund (Managed Fund)	0.05	71.84	2.35	1.83	\$20,558,292	4,206,903	31	3.30%	4.57	4.71	3.81	10.39%	-1.00%	-2.33%	0.00%
ISAX	iShares S&P/ASX 200 Index Fund (Managed Fund)	0.05	71.84	2.35	1.83	\$20,558,292	4,206,903	31	3.30%	4.57	4.71	3.81	10.39%	-1.00%	-2.33%	0.00%
ISAX	iShares S&P/ASX 200 Index Fund (Managed Fund)	0.05	71.84	2.35	1.83	\$20,558,292	4,206,903	31	3.30%	4.57	4.71	3.81	10.39%	-1.00%	-2.33%	0.00%
ISAX	iShares S&P/ASX 200 Index Fund (Managed Fund)	0.05	71.84	2.35	1.83	\$20,558,292	4,206,903	31	3.30%	4.57	4.71	3.81	10.39%	-1.00%	-2.33%	0.00%
ISAX	iShares S&P/ASX 200 Index Fund (Managed Fund)	0.05	71.84	2.35	1.83	\$20,558,292	4,206,903	31	3.30%	4.57	4.71	3.81	10.39%	-1.00%	-2.33%	0.00%
ISAX	iShares S&P/ASX 200 Index Fund (Managed Fund)	0.05	71.84	2.35	1.83	\$20,558,292	4,206,903	31	3.30%	4.57	4.71	3.81	10.39%	-1.00%	-2.33%	0.00%
ISAX	iShares S&P/ASX 200 Index Fund (Managed Fund)	0.05	71.84	2.35	1.83	\$20,558,292	4,206,903	31	3.30%	4.57	4.71	3.81	10.39%	-1.00%	-2.33%	0.00%
ISAX	iShares S&P/ASX 200 Index Fund (Managed Fund)	0.05	71.84	2.35	1.83	\$20,558,292	4,206,903	31	3.30%	4.57	4.71	3.81	10.39%	-1.00%	-2.33%	0.00%
ISAX	iShares S&P/ASX 200 Index Fund (Managed Fund)	0.05	71.84	2.35	1.83	\$20,558,292	4,206,903	31	3.30%	4.57	4.71	3.81	10.39%	-1.00%	-2.33%	0.00%
ISAX	iShares S&P/ASX 200 Index Fund (Managed Fund)	0.05	71.84	2.35	1.83	\$20,558,292	4,206,903	31	3.30%	4.57	4.71	3.81	10.39%	-1.00%	-2.33%	0.00%
ISAX	iShares S&P/ASX 200 Index Fund (Managed Fund)	0.05	71.84	2.35	1.83	\$20,558,292	4,206,903									



BRIC	-BetaShares Legg Mason Real Income Fund (Managed Fund)	0.85	43.87	2.09	0.42	\$4,099,291	549,554	162	9.34%	7.78	10.43	5.90	4.01%	-12.27%	0.00%	0.00%	0.00%
SLF	-SPDR S&P/ASX 200 Listed Property Fund	0.40	501.63	4.57	0.00	\$75,477,320	7,809,582	3,546	15.86%	10.98	15.50	7.80	8.82%	-15.26%	0.00%	1.87%	3.87%
VAP	-Vanguard Australian Property Securities Index ETF	0.32	453.15	138.38	32.40	\$157,376,688	22,501	32.20	10.36%	70.44	86.55	40.20	6.88%	-15.17%	0.00%	5.77%	0.00%
Fixed Income - Domestic																	
AGVT	-BetaShares Australian Government Bond ETF	0.27	14.55	2.19	2.08	\$6,894,788	132,850	149	47.38%	51.97	52.99	49.00	1.00%	0.00%	0.00%	0.00%	0.00%
BEAS	-BetaShares M&A Australian Bond (Managed Fund)	0.72	358.03	4.72	0.00	\$16,642,700	47,339	185	8.23%	11.65	27.75	27.02	0.00%	0.00%	0.00%	0.00%	0.00%
ICOR	-iShares Core Composite Bond ETF	0.20	1228.00	113.74	0.00	\$17,183,666	1,182,420	2,296	11.17%	19.4	118.28	105.45	0.25%	4.67%	0.00%	4.76%	3.95%
IGB	-iShares Treasury ETF	0.15	83.09	18.43	18.40	\$2,538,300	196,582	310	27.12%	114.98	117.46	108.55	0.05%	5.11%	5.12%	4.04%	0.00%
ILB	-iShares Government Inflation ETF	0.26	138.26	6.73	3.78	\$3,937,217	31,612	354	2.85%	126.36	132.83	111.41	0.23%	1.17%	3.62%	3.00%	0.00%
PLUS	-iShares Vectors Australian Corporate Bond Plus ETF	0.32	728.90	-15.51	0.00	\$27,902,113	1,550,942	453	12.19%	18.23	18.91	15.19	0.00%	2.96%	4.51%	0.00%	0.00%
OPON	-BetaShares Australian Bank Senior Floating Rate Bond ETF	0.28	710.55	-14.19	-16.45	\$47,553,301	1,851,563	1,396	6.69%	25.72	25.93	23.94	0.39%	1.85%	0.00%	0.00%	0.00%
RCB	-Russell Australian Select Corporate Bond ETF	0.22	235.36	110.11	9.51	\$10,253,232	486,213	378	4.36%	21.14	21.16	18.45	0.76%	4.47%	4.26%	4.00%	0.00%
ROB	-Russell Australian Government Bond ETF	0.24	84.08	3.47	2.83	\$3,104,886	131,476	115	3.09%	23.61	24.05	22.01	0.30%	5.67%	5.83%	4.95%	0.00%
RSM	-Russell Australian Semi-Government Bond ETF	0.26	615.41	0.21	0.00	\$1,260,598	57,707	55	2.05%	21.86	20.04	20.04	0.69%	4.45%	3.33%	3.00%	0.00%
SUBD	-iVestek Vectors Australian Subordinated Debt Index ETF	0.29	82.49	4.18	3.93	\$5,800,276	236,938	117	7.03%	25.05	25.23	22.40	0.51%	0.00%	0.00%	0.00%	0.00%
VACF	-Vanguard Australian Corporate Fixed Interest ETF	0.26	327.04	9.29	3.19	\$15,457,982	292,228	657	4.73%	53.10	54.28	49.41	0.19%	3.49%	4.14%	0.00%	0.00%
VACV	-Vanguard Australian Corporate Variable Interest ETF	0.27	339.92	6.24	3.00	\$8,986,662	1,172,262	350	8.07%	53.88	53.88	50.00	0.00%	0.00%	0.00%	0.00%	0.00%
VAGB	-Vanguard Australian Government Bond Index ETF	0.22	592.92	5.81	1.00	\$29,078,825	324,462	1,402	5.42%	33.84	34.82	34.82	0.00%	0.00%	0.00%	0.00%	0.00%
Fixed Income - International																	
IEBN	-iVestek Vectors Emerging Income Opportunities Active ETF (Managed Fund)	0.91	14.32	3.69	2.69	\$31,146	32,356	20	2.11%	10.74	12.15	9.75	9.99%	0.00%	0.00%	0.00%	0.00%
IBND	-iShares Emerging Markets Bond Fund (Managed Fund) (EMAS)	0.89	177.25	0.38	0.00	\$1,165,161	31	2	0.00%	0.00	0.00	0.00	0.00%	0.00%	0.00%	0.00%	0.00%
IGND	-BetaShares Sustainability Leaders Diversified Bond ETF - Currency Hedged	0.49	56.69	4.36	4.17	\$3,990,830	157,952	49	7.04%	25.31	25.18	24.11	0.00%	0.00%	0.00%	0.00%	0.00%
IGOV	-BetaShares Global Government Bond 20+ Year ETF - Currency Hedged	0.22	1.99	1.99	1.99	\$74,915	29,716	75	37.44%	24.96	25.18	24.72	0.00%	0.00%	0.00%	0.00%	0.00%
INCB	-iShares Core Global Corporate Bond (AUD Hedged) ETF	0.26	276.51	-18.35	-17.54	\$4,925,183	399,133	759	15.52%	116.58	88.90	-0.27%	5.33%	3.65%	0.00%	0.00%	0.00%
IHEH	-iShares J.P. Morgan USD Emerging Markets Bond (AUD Hedged) ETF	0.51	31.65	2.16	0.00	\$2,974,070	21,215	181	6.55%	101.95	110.96	74.69	7.32%	1.37%	1.59%	0.00%	0.00%
IHHY	-iShares Global High Yield Bond (AUD Hedged) ETF	0.56	54.00	2.15	3.91	\$1,332,001	141,158	447	24.69%	97.78	109.24	68.66	3.14%	-1.76%	1.79%	0.00%	0.00%
PAVS	-The Schroder Absolute Return Income (Managed Fund)	0.54	25.66	0.26	0.26	\$9,028	9,339	2	0.35%	9.89	10.11	9.45	1.10%	0.00%	0.00%	0.00%	0.00%
VBND	-Vanguard Global Aggregate Bond Index (Hedged) ETF	0.20	149.80	2.86	2.72	\$11,498,432	213,385	661	7.68%	53.92	55.65	50.33	0.09%	5.83%	0.00%	0.00%	0.00%
VLCF	-Vanguard International Credit Securities Index (Hedged) ETF	0.20	175.28	-28.72	-31.27	\$40,600,408	826,485	512	23.20%	50.03	52.56	41.20	1.28%	4.72%	3.49%	0.00%	0.00%
VVERI	-Vanguard Ethically Conscious Global Aggregate Bond Index (Hedged) ETF	0.35	17.26	0.05	0.00	\$1,459,781	26,826	110	8.46%	54.76	55.83	49.40	2.95%	6.05%	0.00%	0.00%	0.00%
VW	-Vanguard International Fixed Interest Index (Hedged) ETF	0.20	499.47	16.01	16.10	\$22,244,933	428,686	1,538	4.45%	51.94	52.95	48.84	-0.02%	6.33%	4.19%	0.00%	0.00%
VXRO	-ActiveX Ardea Real Outcome Bond (Managed Fund)	0.50	178.90	6.99	6.10	\$4,006,502.11	349,115.00	300.00	0.05	27.62	27.61	24.45	0.52%	6.57%	0.00%	0.00%	0.00%
Cash Products																	
AAA	-BetaShares Australian High Interest Cash ETF	0.18	1,698.16	56.76	56.24	\$56,452,529.61	\$1,120,423.00	2,584.00	0.15	50.10	50.15	50.06	0.03%	1.24%	1.72%	1.88%	0.00%
BCS	-iShares Core Cash ETF	0.07	398.13	4.17	0.00	\$760,810,956	2,600,392	770	18.33%	100.00	100.00	100.00	0.00%	0.00%	0.00%	0.00%	0.00%
IBCS	-iShares Euro Cash ETF	0.07	181.89	3.52	0.00	\$3,977,878	344,614	71	16.34%	100.00	100.00	100.00	0.00%	0.00%	0.00%	0.00%	0.00%
ICAP	-iShares Australian Cash ETF	0.15	4.05	0.00	0.00	\$65	506	0.00	0.00%	50.06	49.99	0.00	0.00%	0.00%	0.00%	0.00%	0.00%
Mixed Asset																	
DBB	-BetaShares Diversified Balanced ETF	0.76	2.41	0.00	-0.05	\$165,333	11,091	13	11.02%	24.12	26.03	21.58	4.10%	0.00%	0.00%	0.00%	0.00%
DGDF	-BetaShares Diversified Growth ETF	0.26	2.36	0.00	0.02	\$161,683	6,951	17	6.79%	23.66	26.73	19.94	3.54%	0.00%	0.00%	0.00%	0.00%
DGWF	-BetaShares Diversified Growth (Hedge) Fund	0.26	0.72	0.00	0.00	\$264,882	11,891	87	7.89%	22.83	26.63	20.79	3.07%	0.00%	0.00%	0.00%	0.00%
DMKT	-AMP Capital Dynamic Markets Fund (Hedge) Fund	0.90	7.19	-0.44	-0.48	\$51,621	244,279	43	7.20%	23.44	26.53	22.04	2.04%	0.00%	0.00%	0.00%	0.00%
IOZF	-BetaShares Diversified Conservative Income ETF	0.05	3.55	0.00	0.01	\$95,204	4,088	6	2.68%	23.12	25.33	22.04	0.00%	0.00%	0.00%	0.00%	0.00%
GRGW	-Schroder Real Return Fund (Managed Fund)	0.90	39.02	-0.99	-0.86	\$1,934,197	539,348	42	4.96%	3.65	3.78	3.32	1.96%	2.08%	2.96%	0.00%	0.00%
HYD	-iShares Yield Plus ETF	0.00	0.00	0.00	0.00	\$0	\$0	0	0.00%	0.00	0.00	0.00	0.00%	0.00%	0.00%	0.00%	0.00%
SAVE	-Pinnacle sShares Global Dynamic Income Fund (Managed Fund)	0.65	4.14	-0.91	-1.11	\$215,705	22,800	8	5.21%	9.51	10.90	8.01	5.41%	0.00%	0.00%	0.00%	0.00%
VOBA	-Vanguard Diversified Balanced Index ETF	0.27	750.27	10.78	8.21	\$11,522,607	215,958	472	4.61%	54.44	59.08	46.50	1.66%	3.71%	0.00%	0.00%	0.00%
VOCO	-Vanguard Diversified Conservative Index ETF	0.02	107.00	2.12	1.99	\$5,951,029	110,101	715	5.56%	54.66	59.65	46.50	0.98%	4.13%	0.00%	0.00%	0.00%
VODG	-Vanguard Diversified Growth Index ETF	0.27	746.49	13.11	7.46	\$13,596,438	261,911	1,027	5.52%	52.26	59.87	44.50	2.42%	3.07%	0.00%	0.00%	0.00%
VODG	-Vanguard Diversified High Growth Index ETF	0.27	395.40	37.61	28.29	\$39,142,122	770,777	6,297	9.90%	52.39	60.97	42.50	2.60%	2.42%	0.00%	0.00%	0.00%
Currencies																	
SAUSD	-BetaShares Strong Australian Dollar Fund (Hedge Fund)	1.38	8.54	-2.54	-2.85	\$11,328,997	1,265,451	229	13.06%	9.49	12.30	6.46	2.82%	-18.82%	-13.61%	0.00%	0.00%
SEU	-BetaShares Euro ETF	0.45	11.85	1.25	1.15	\$2,139,248	133,167	18	18.66%	16.02	18.87	15.33	0.95%	3.12%	3.12%	0.00%	0.00%
SPU	-BetaShares British Pound ETF	0.45	20.84	-0.48	-0.22	\$1,936,768	104,500	81	8.29%	14.51	20.40	17.19	-2.37%	-1.50%	2.50%	0.00%	0.00%
USD	-BetaShares U.S. Dollar ETF	0.45	311.69	-6.12	-1.83	\$49,172,521	3,292,307	1,090	15.78%	18.63	17.76	15.63	-1.35%	-4.83%	4.83%	3.33%	0.00%
SEAS	-BetaShares Strong Euro Dollar Bond (Hedge) Fund	0.45	13.44	0.00	0.00	\$1,059,266	40,712	75	15.00%	24.65	24.65	24.65	0.00%	0.00%	0.00%	0.00%	0.00%
ZEUS	-ETFS Enhanced USD Cash ETF	0.40	118.17	0.37	0.00	\$1,158,877	101,377	1,570	10.07%	11.65	13.63	10.69	-1.39%	0.00%	0.00%	0.00%	0.00%
Commodities																	
ETPMAG	-ETFS Physical Silver	0.49	126.12	20.27	6.51	\$30,020,301	851,063	1,979	16.39%	25.04	27.63	19.69	13.00%	25.39%	4.24%	3.88%	0.00%
ETPSMD	-ETFS Physical Silver	0.49	126.12	20.27	6.51	\$30,020,301	851,063	1,979	16.39%	25.04	27.63	19.69	13.00%	25.39%	4.24%	3.88%	0.00%
ETPSPM	-ETFS Physical Silver	0.49	126.12	20.27	6.51	\$30,020,301	851,063	1,979	16.39%	25.04	27.63	19.69	13.00%	25.39%	4.24%	3.88%	0.00%
ETPSPP	-ETFS Physical Silver	0.49	126.12	20.27	6.51	\$30,020,301	851,063	1,979	16.39%	25.04	27.63	19.69	13.00%	25.39%	4.24%	3.88%	0.00%
ETPSPL	-ETFS Physical Silver	0.49	126.12	20.27	6.51	\$30,020,301	851,063	1,979	16.39%	25.04	27.63	19.69	13.00%	25.39%	4.24%	3.88%	0.00%
ETPSPT	-ETFS Physical Silver	0.49	126.12	20.27	6.51	\$30,020,301	851,063	1,979	16.39%	25.04	27.63	19.69	13.00%	25.39%	4.24%	3.88%	0.00%
ETPSPO	-ETFS Physical Silver	0.49	126.12	20.27	6.51	\$30,020,301	851,063	1,979	16.39%	25.04	27.63	19.69	13.00%	25.39%	4.24%	3.88%	0.00%
ETPSPI	-ETFS Physical Silver	0.49	126.12	20.27	6.51	\$30,020,301	851,063	1,979	16.39%	25.04	27.63	19.69	13.00%	25.39%	4.24%	3.88%	0.00%
ETPSPT	-ETFS Physical Silver	0.49	126.12	20.27	6.51	\$30,020,301	851,063	1,979	16.39%	25.04	27.63	19.69	13.00%	25.39%	4.24%	3.88%	0.00%
ETPSPO	-ETFS Physical Silver	0.49	126.12	20.27	6.51	\$30,020,301	851,063	1,979	16.39%	25.04	27.63	19.69	13.00%	25.39%	4.24%	3.88%	0.00%
ETPSPI	-ETFS Physical Silver	0.49	126.12	20.27	6.51	\$30,020,301	851,063	1,979	16.39%	25.04	27.63	19.69	13.00%	25.39%	4.24%	3.88%	0.00%
ETPSPT	-ETFS Physical Silver	0.49	126.12	20.27	6.51	\$30,020,301	851,063	1,979	16.39%	25.04	27.63	19.69	13.00%	25.39%	4.24%	3.88%	0.00%
ETPSPO	-ETFS Physical Silver	0.49	126.12	20.27	6.51	\$30,020,301	851,063	1,979	16.39%	25.04	27.63	19.69	13.00%	25.39%	4.24%	3.88%	0.00%
ETPSPI	-ETFS Physical Silver	0.49	126.12	20.27	6.51	\$30,020,301	851,063	1,979	16.39%	25.04	27.63	19.69	13.00%	25.39%	4.24%	3.88%	0.00%
ETPSPT	-ETFS Physical Silver	0.49	126.12	20.27	6.51	\$30,020,301	851,063	1,979	16.39%	25.04	27.63	19.69	13.00%	25.39%	4.24%	3.88%	0.00%
ETPSPO	-ETFS Physical Silver	0.49	126.12	20.27	6.51	\$30,020,301	851,063	1,979	16.39%</								